



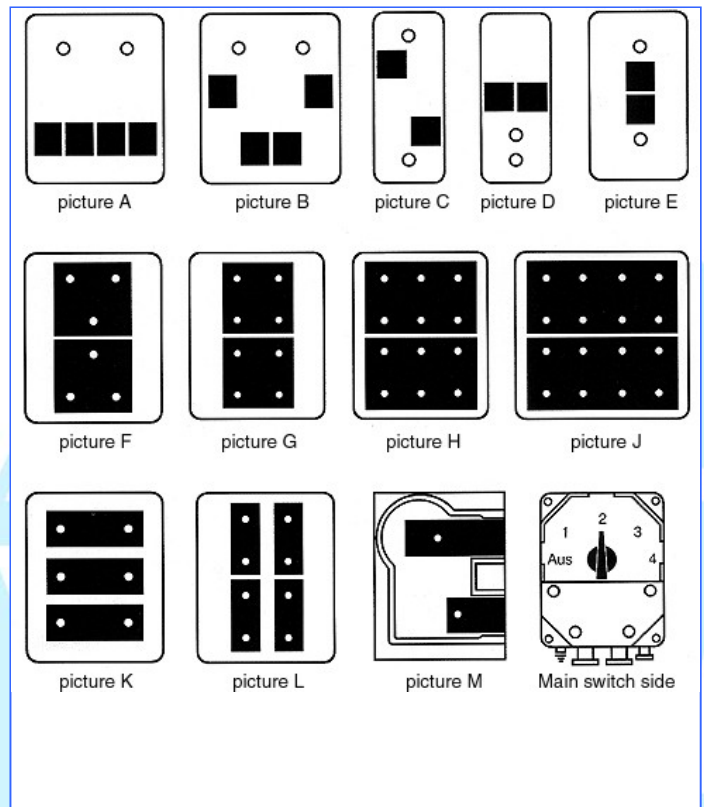
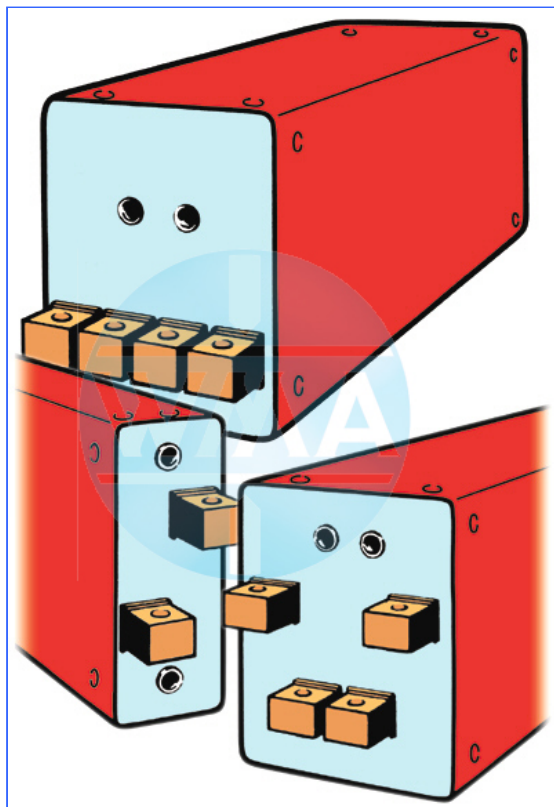
Welding transformers

Version: 2011-01

AC, medium frequency and 3-phase DC transformers with various connection variations

We supply impedance welding transformers

- with and without step-switch
- with a capacity of 10 - 800 kVA
- in various designs (in accordance with DIN 44 766)



We reserve the right to make changes which are in the interest of technical progress.

© by WMA Schmidt & Bittner GmbH, Baumwaide 23, D-74360 Illfeld-Auenstein, Tel. +49 7062 9066-0, Fax +49 7062 9066-20
info@wma-sb.de or wma-sb@t-online.de, <http://www.wma-sb.de>

Transformers-1



Welding transformers

Version: 2011-01

ISO-AC-Transformers



Type RT32

32 kVA 400 V 50 Hz ISO with KSR

XT4.016.C00

Type RT36

36 kVA 400 V 50 Hz ISO with KSR

XT4.018.C00

Type RT48

48 kVA 400 V 50 Hz ISO with KSR

XT4.021.C00

Type RT54


54 kVA 400 V 50 Hz ISO with KSR

XT4.023.001

Type RT61

61 kVA 400 V 50 Hz ISO with KSR

XT4.048.001



Type RT76

76 kVA 400 V 50 Hz ISO with KSR

XT4.038.000

Type RT103

103 kVA 400 V 50 Hz ISO with KSR

XT4.047.C00

Transformer with rear-casing



Rear-casing, complete with gaskets

XK3.1-3001-419

The Transformers are selected itemized. The transformers are available in all shown pictures and in various designs! For any inquiry, please contact our Consulting engineer.

We reserve the right to make changes which are in the interest of technical progress.

© by WMA Schmidt & Bittner GmbH, Baumwaide 23, D-74360 Illfeld-Auenstein, Tel. +49 7062 9066-0, Fax +49 7062 9066-20
info@wma-sb.de or wma-sb@t-online.de, <http://www.wma-sb.de>

Transformers-2



Welding transformers

Version: 2011-01

HT-AC-Transformers



Type HT100.0.S

100 kVA 400 V 50 Hz without step-switch **XT0.030.A00**

ET-AC-Transformers



Type ET250.0.M

250 kVA 400 V 50 Hz
10.0-12.5 V plate-connections **XT0.036.C02**

The Transformers are selected itemized. The transformers are available in all shown pictures and in various designs! For any inquiry, please contact our Consulting engineer.

We reserve the right to make changes which are in the interest of technical progress.

© by WMA Schmidt & Bittner GmbH, Baumwaide 23, D-74360 Illfeld-Auenstein, Tel. +49 7062 9066-0, Fax +49 7062 9066-20
info@wma-sb.de or wma-sb@t-online.de, <http://www.wma-sb.de>

Transformers-3




Welding transformers

Version: 2011-01

Medium frequency welding transformer

- new medium frequency transformer generation
- approx. 40% lighter and 30% smaller than conventional medium frequency transformers
- performance level at 20% ED: 90, 120, 180, 240, 480 kVA
- for use in robot applications and hand-held welding guns
- standard connection dimensions
- very economical due to consistently reducing performance loss



Example: MF-Transformer



Rear view: step-connections

MF100	ca. 10 kA	7-10.0 V	XT3.030.N02
MF130	ca. 27 kA	9-12.7 V	XT3.032.N01
MF150	ca. 30 kA	10-13.0 V	XT3.033.N02
MF180	ca. 35 kA	11-13.7 V	XT3.052.N02
MF250	ca. 40 kA	16.5 V	XT3.036.N01
MF300	ca. 50 kA	13-16.5 V	XT3.036.N02



! 2 x 180 kVA = ca. 70 kA
! 4 x 130 kVA = ca. 120 kA

We reserve the right to make changes which are in the interest of technical progress.


© by WMA Schmidt & Bittner GmbH, Baumwaide 23, D-74360 Illfeld-Auenstein, Tel. +49 7062 9066-0, Fax +49 7062 9066-20
info@wma-sb.de or wma-sb@t-online.de, <http://www.wma-sb.de>

Transformers-4



Welding transformers

Version: 2011-01



Medium frequency welding transformer NMFT-Series

	NMFT 1120.090	NMFT 1140.090	NMFT 1180.090	NMFT 1260.132
Nominal primary voltage	500 V	500 V	500 V	500 V
Frequency	1000 Hz	1000-1200 Hz	1000-1200 Hz	1000-1200 Hz
Nominal capacity at 20% ED	120 kVA	140 kVA	180 kVA	260 kVA
Constant power at 100% ED	53.7 kVA	62.6 kVA	80.5 kVA	116.3 kVA
Primary continuous current		125 A	161 A	233 A
Secondary continuous current		7000 A	9000 A	8800 A
Secondary open-circuit voltage	9.0 V	9.0 V	9.0 V	13.2 V
Temperature sensor	1x primary 150° C, 1x secondary 80° C			
Insulation class	F	F	F	F
Protection type	Transformer IP 54, primary and secondary connections IP 00			
Cooling water requirement	at least 8 l/min., max. 30° C			
Water pressure	max. 6 bar			
Current inductor	150 mV / kA + - 3%			
Electrical Connection	primary	M8	M8	M8
	secondary	4 x M8	4 x M8	4 x M8
Weight	15.5 kg	19 kg	20 kg	28 kg
Dimensions (BxHxD)	160x127x310 mm	160x127x310 mm	160x127x310 mm	160x127x370 mm

We reserve the right to make changes which are in the interest of technical progress.

© by WMA Schmidt & Bittner GmbH, Baumwaide 23, D-74360 Illfeld-Auenstein, Tel. +49 7062 9066-0, Fax +49 7062 9066-20
 info@wma-sb.de or wma-sb@t-online.de, <http://www.wma-sb.de>