




Flexible shunts

Version: 2011-01

For use in welding machines in the automotive, electro-mechanical and electro-technical sectors



- flexible and robust
- suitable for extreme cases of mobility and vibration
- Material: CU ETP or Se CU between 0.1 and 0.3 mm thick, width from approx. 5 mm up to max. 200 mm



Examples of various models:

- Flexible shunts with a special head for water cooling.
- Flexible shunts with a 2 mm thick inner and outer covering made of plastic or stainless steel for added protection.
- Flexible shunts with straightened and then silver-plated contact areas.
- U-shaped flexible shunts with riveted or braze welded heads.
- Omega-shaped flexible shunts with riveted or braze welded heads.
- Flexible shunts with the heads folded over at the corner to avoid the need for additional fixtures between the metal strips, guarantee improved current transmission to the electrode.
- Flexible shunts with welded tapes at the end of the heads.

Flexible shunts in use



We reserve the right to make changes which are in the interest of technical progress.

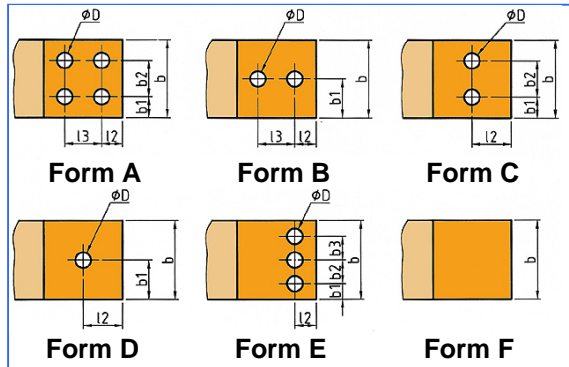
© by WMA Schmidt & Bittner GmbH, Baumwaide 23, D-74360 Illfeld-Auenstein, Tel. +49 7062 9066-0, Fax +49 7062 9066-20
info@wma-sb.de or wma-sb@t-online.de, <http://www.wma-sb.de>



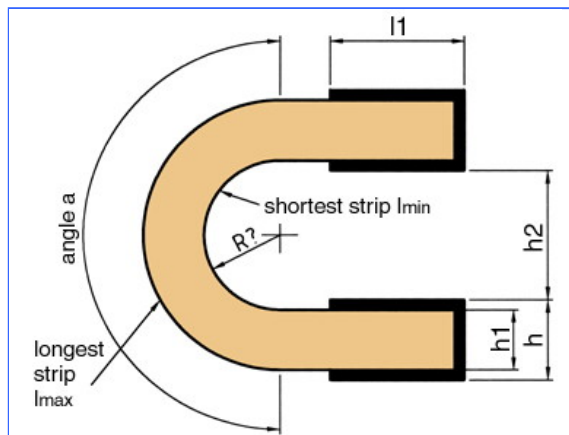
Flexible shunts

Version: 2011-01

Drill images of the connecting parts



All special models and dimensions are available!



When ordering bent strips

the following dimensions are an absolute requirement:

- angle a
- longest strip (l_{max}) in mm
- shortest strip (l_{min}) in mm
- distance (h_2) in mm
- thickness of strip (h_1) in mm
- thickness of the connecting parts (h) in mm
- length of the connecting parts (l_1) in mm
- radius (R) in mm (if possible)
- total cross section in mm^2
- number of wire layers

When ordering straight strips

the following dimensions are an absolute requirement:

- total length in mm
- thickness of strip (h_1) in mm
- length of connecting parts (l_1) in mm
- thickness of the connecting parts (h) in mm
- total cross section in mm^2
- number of wire layers

When ordering either bent or straight lamella strips please provide details of the type of connecting part, including all important dimensions (see above)!

We reserve the right to make changes which are in the interest of technical progress.

© by WMA Schmidt & Bittner GmbH, Baumwaide 23, D-74360 Illfeld-Auenstein, Tel. +49 7062 9066-0, Fax +49 7062 9066-20
 info@wma-sb.de or wma-sb@t-online.de, <http://www.wma-sb.de>



Flexible shunts

Version: 2011-01

Order Form for Flexible shunts

Enquiry / Offer / Order (please delete if not applicable)

Customer:
(Stamp,
Name, Contact person

Date / Signature

Order-Number / Job-Number:

Bent strips:

- Angle α :
- Longest strip (l_{max}) in mm:
- Shortest strip (l_{min}) in mm:
- Distance (h_2) in mm:
- Thickness of strip (h_1) in mm:
- Thickness of connecting parts (h) in mm:
- Length of connecting parts (l_1) in mm:
- Radius (R) in mm (if possible):
- Single cross section in mm²:
- Total cross section in mm²:
- Number of wire layers:
- **Connecting parts:**
 - Form: b in mm:
 - b1 in mm: b2 in mm:
 - b3 in mm: $\varnothing D$ in mm:
 - l2 in mm: l3 in mm:
- Material:
- Hardness:
- Surface treatment: yes / no
If yes, which one

Straight strips:

- Total length in mm:
- Thickness of strip (h_1) in mm:
- Length of connecting parts (l_1) in mm:
- Thickness of connecting parts (h) in mm:
- Single cross section in mm²:
- Total cross section in mm²:
- Number of wire layers:
- **Connecting parts:**
 - Form: b in mm:
 - b1 in mm: b2 in mm:
 - b3 in mm: $\varnothing D$ in mm:
 - l2 in mm: l3 in mm:
- Material:
- Hardness:
- Surface treatment: yes / no
If yes, which one

We reserve the right to make changes which are in the interest of technical progress.

© by WMA Schmidt & Bittner GmbH, Baumwaide 23, D-74360 Illfeld-Auenstein, Tel. +49 7062 9066-0, Fax +49 7062 9066-20
info@wma-sb.de or wma-sb@t-online.de, <http://www.wma-sb.de>

Flexible shunts-3