



Pneumatic accessories

Version: 2011-01

Reducing nipple

Brass; also available in stainless steel!

Reducing nipple, short model



Male thread	Female thread	Length	SW	Article	Order-number
G 1/8	M5	11.0	14	25100	XA3.010.019
G 1/4	M5	14.0	17	25100S	XA3.010.020
G 1/4	G 1/8	13.0	17	25101	XA3.010.021
G 3/8	G 1/8	13.0	19	25106	XA3.010.022
G 3/8	G 1/4	13.0	19	25102	XA3.010.023
G 1/2	G 1/8	18.0	24	25108	XA3.010.024
G 1/2	G 1/4	15.5	22	25107	XA3.010.014
G 1/2	G 3/8	15.5	22	25103	XA3.010.025
G 1/2	G 3/8 NPT	15.5	22	251123	XA3.010.026
G 3/4	G 3/8	18.0	32	25109	XA3.010.015
G 3/4	G 1/2	21.0	32	25104	XA3.010.027
G 1	G 1/2	24.0	36	25110	XA3.010.028
G 1	G 3/4	18.0	36	25105	XA3.010.029
G 1 1/4	G 1	24.0	42	25111	XA3.010.030
G 1 1/2	G 1	25.0	50	251111	XA3.010.031
G 1 1/2	G 1 1/4	21.0	50	25112	XA3.010.032
G 2	G 1	28.0	62	251121	XA3.010.033
G 2	G 1 1/4	28.0	62	251122	XA3.010.034
G 2	G 1 1/2	30.0	60	25113	XA3.010.035

Reducing nipple, long model



Male thread	Female thread	Length	SW	Article	Order-number
M5	M5	15.0	8	252081	XA3.010.036
M5	G 1/8	17.0	14	252082	XA3.010.037
G 1/8	M5	17.0	14	25101	XA3.010.038
G 3/8	G 1/8	13.0	19	25106	XA3.010.039
G 3/8	G 1/4	13.0	19	25102	XA3.010.040
G 1/2	G 1/8	18.0	24	25108	XA3.010.041
G 1/2	G 1/4	15.5	22	25107	XA3.010.042
G 1/2	G 3/8	15.5	22	25103	XA3.010.043
G 1/2	G 3/8 NPT	15.5	22	251123	XA3.010.044
G 3/4	G 3/8	18.0	32	25109	XA3.010.045
G 3/4	G 1/2	21.0	32	25104	XA3.010.046
G 1	G 1/2	24.0	36	25110	XA3.010.047
G 1	G 3/4	18.0	36	25105	XA3.010.048
G 1 1/4	G 1	24.0	42	25111	XA3.010.049
G 1 1/2	G 1	25.0	50	251111	XA3.010.050
G 1 1/2	G 1 1/4	21.0	50	25112	XA3.010.051
G 2	G 1	28.0	62	251121	XA3.010.052
G 2	G 1 1/4	28.0	62	251122	XA3.010.053
G 2	G 1 1/2	30.0	60	25113	XA3.010.054

We reserve the right to make changes which are in the interest of technical progress.

© by WMA Schmidt & Bittner GmbH, Baumwaide 23, D-74360 Ilfeld-Auenstein, Tel. +49 7062 9066-0, Fax +49 7062 9066-20
 info@wma-sb.de or wma-sb@t-online.de, <http://www.wma-sb.de>



Pneumatic accessories

Version: 2011-01

Locking screws

Brass; also available in stainless steel!

Hexagon socket



Thread	Length	SW	Article	Order-number
G 1/8	11.0	5	25291	XA3.110.000
G 1/4	13.0	6	25292	XA3.110.001
G 3/8	15.0	8	25293	XA3.110.002
G 1/2	18.0	10	25294	XA3.110.009



G 1/8	18.0	5	252101	XA3.110.008
G 1/4	15.5	7	252102	XA3.110.014

G

Hexagon head



Thread	Length	SW	Article	Order-number
G 1/8	11.0	13	25295	XA3.110.003
G 1/4	13.0	17	25296	XA3.110.004
G 3/8	14.0	19	25297	XA3.110.005
G 1/2	16.0	24	25298	XA3.110.015

Locking caps

Brass; also available in stainless steel!

Locking caps (Hexagon-model)



Thread	Length	SW	Article	Order-number
G 1/8	9.5	13	VK201	XA3.110.016
G 1/4	9.5	16	VK202	XA3.110.017
G 3/8	10.0	19	VK203	XA3.110.018
G 1/2	12.0	23	VK204	XA3.110.019
G 3/4	14.0	29	VK205	XA3.110.020
G 1	14.5	38	VK206	XA3.110.021
G 1 1/4	18.5	47	VK207	XA3.110.022
G 1 1/2	20.0	53	VK208	XA3.110.023
G 2	20.0	64	VK209	XA3.110.024

We reserve the right to make changes which are in the interest of technical progress.

© by WMA Schmidt & Bittner GmbH, Baumwaide 23, D-74360 Illfeld-Auenstein, Tel. +49 7062 9066-0, Fax +49 7062 9066-20
info@wma-sb.de or wma-sb@t-online.de, http://www.wma-sb.de



Pneumatic accessories

Version: 2011-01

Reducing fitting, Male thread cylindrical Brass; also available in stainless steel!



Thread 1	Thread 2	Length	SW	Article	Order-number
M5	M5	13.0	7	252C	XA3.020.023
M5	G 1/8	17.0	14	252D	XA3.020.024
M5	G 1/4	21.0	14	252E	XA3.020.025
G 1/8	G 1/8	21.0	14	252A	XA3.020.015
G 1/8	G 1/4	22.0	14	252B	XA3.020.000
G 1/2	G 1/8	25.0	19	252B1	XA3.020.026
G 1/4	G 1/4	23.0	17	25201	XA3.020.002
G 1/4 links	G 1/4 links	25.0	17	25236	XA3.020.027
G 1/4	G 3/8	24.0	19	25202	XA3.020.003
G 1/4	G 1/2	27.0	24	25202S	XA3.020.028
G 1/2	G 1/2	29.0	24	25205	XA3.020.029
G 1/2	G 3/4	33.0	32	25206	XA3.020.030
G 1/2	G 1	40.0	36	25206S	XA3.020.031
G 3/4	G 3/4	33.0	32	25207	XA3.020.032
G 3/4	G 1	40.0	36	252071	XA3.020.033
G 1	G 1	42.0	36	252072	XA3.020.034
G 1	G 1 1/4	34.0	42	2520721	XA3.020.035
G 1	G 1 1/2	39.0	50	2520722	XA3.020.036
G 1 1/4	G 1 1/4	39.0	44	252073	XA3.020.037
G 1 1/4	G 1 1/2	40.0	50	2520731	XA3.020.038
G 1 1/2	G 1 1/2	50.0	50	252074	XA3.020.039
G 1 1/2	G 2	43.0	62	2520741	XA3.020.040
G 2	G 2	50.0	62	252075	XA3.020.041

We reserve the right to make changes which are in the interest of technical progress.

© by WMA Schmidt & Bittner GmbH, Baumwaide 23, D-74360 Illfeld-Auenstein, Tel. +49 7062 9066-0, Fax +49 7062 9066-20
info@wma-sb.de or wma-sb@t-online.de, <http://www.wma-sb.de>





Pneumatic accessories

Version: 2011-01

Screw-in hose nozzle

Brass; also available in stainless steel!

Screw-in hose nozzle with male thread cylindrical

Thread	for hose	Length	SW	Article	Order-number	
M5	LW4	15.5	7	23900	XA3.030.055	
G 1/8	LW4	41.5	14	23901	XA3.030.016	
G 1/8	LW6	41.5	14	23902	XA3.030.017	
G 1/8	LW9	48.5	17	23903	XA3.030.018	
G 1/4	LW4	48.5	17	239A	XA3.030.046	
G 1/4	LW6	48.5	17	239B	XA3.030.004	
G 1/4	LW9	48.5	17	239C	XA3.030.000	
G 1/4	LW13	48.5	19	239CS	XA3.030.015	
	G 3/8	LW4	48.5	19	239D	XA3.030.047
	G 3/8	LW6	48.5	19	239E	XA3.030.006
	G 3/8 left	LW6	43.0	19	23940	XA3.030.048
	G 3/8	LW9	48.5	19	239F	XA3.030.003
	G 3/8 left	LW9	48.5	19	23945	XA3.030.049
	G 3/8	LW13	48.5	19	239FS	XA3.030.028
G 1/2	LW6	48.5	24	239G	XA3.030.027	
G 1/2	LW9	48.5	24	239H	XA3.030.001	
G 1/2	LW13	50.0	24	239J	XA3.030.019	
G 1/2	LW16	58.0	20	24378	XA3.030.050	
G 1/2	LW19	63.0	20	24379	XA3.030.051	
	G 3/4	LW9	50.5	27	239K	XA3.030.022
	G 3/4	LW13	52.0	27	239M	XA3.030.052
	G 3/4	LW19	50.5	27	239P	XA3.030.026
G 1	LW25	51.5	38	239W	XA3.030.053	
G 1	LW32	57.0	38	239Z	XA3.030.054	

Unscrew hose nozzle with female thread



Thread	for hose	Length	SW	Article	Order-number
G 1/8	LW6	35.0	12	23910	XA3.030.056
G 1/8	LW6	35.0	12	23911	XA3.030.057
G 1/4	LW6	36.0	15	23912	XA3.030.058
G 1/4	LW8	36.0	15	23913	XA3.030.059
G 1/4	LW10	36.0	15	23914	XA3.030.060
G 1/4	LW13	40.5	17	23915	XA3.030.061

We reserve the right to make changes which are in the interest of technical progress.

© by WMA Schmidt & Bittner GmbH, Baumwaide 23, D-74360 Illfeld-Auenstein, Tel. +49 7062 9066-0, Fax +49 7062 9066-20
 info@wma-sb.de or wma-sb@t-online.de, <http://www.wma-sb.de>



Pneumatic accessories

Version: 2011-01

Unscrew hose nozzle with female thread



Thread	for hose	Length	SW	Article	Order-number
G 3/8	LW6	36.0	19	23918	XA3.030.062
G 3/8	LW8	36.0	19	23919	XA3.030.063
G 3/8	LW10	36.0	19	23920	XA3.030.064
G 3/8	LW13	40.5	19	23921	XA3.030.065
G 1/2	LW6	39.0	23	23925	XA3.030.066
G 1/2	LW8	39.0	23	23926	XA3.030.067
G 1/2	LW10	39.0	23	23927	XA3.030.068
G 1/2	LW13	44.0	23	24328	XA3.030.069

Hose nozzle with ball nipple

Brass; also available in stainless steel!



for hose	for cap nut	Length	Article	Order-number
LW4	G 1/8	47.0	23601	XA3.040.013
LW6	G 1/8	33.5	23602	XA3.040.000
LW4	G 1/4	47.0	236A	XA3.040.014
LW6	G 1/4	47.0	236B	XA3.040.006
LW9	G 1/4	47.0	236C	XA3.040.001
LW4	G 3/8	48.5	236D	XA3.040.008
LW6	G 3/8	48.5	236E	XA3.040.002
LW9	G 3/8	48.5	236F	XA3.040.007
LW6	G 1/2	48.5	236G	XA3.040.015
LW9	G 1/2	48.5	236H	XA3.040.010
LW13	G 1/2	48.5	236J	XA3.040.009

Hexagon cap nut

Brass; also available in stainless steel!



Thread	for nozzle size	Length	SW	Article	Order-number
G 1/8	LW4, LW6	11.0	14	2340	XA3.050.000
G 1/4	LW4, LW6	14.0	17	234A	XA3.050.001
G 1/4	LW9	13.0	17	234AS	XA3.050.002
G 3/8	LW4, LW6, LW9	13.0	19	234B	XA3.050.003
G 1/2	LW6, LW9	13.0	19	234C	XA3.050.005
G 1/2	LW13	18.0	24	234CS	XA3.050.006
G 1/4 left	LW4, LW6	15.5	22	234D	XA3.050.014
G 3/8 left	LW4, LW6, LW9	15.5	22	234E	XA3.050.015
G 1/2 left	LW13	18.0	32	234F	XA3.050.016

We reserve the right to make changes which are in the interest of technical progress.

© by WMA Schmidt & Bittner GmbH, Baumwaide 23, D-74360 Ilfeld-Auenstein, Tel. +49 7062 9066-0, Fax +49 7062 9066-20
info@wma-sb.de or wma-sb@t-online.de, <http://www.wma-sb.de>



Pneumatic accessories

Version: 2011-01

Sockets

Brass; also available in stainless steel!




Thread	Length	SW	Article	Order-number
M5	12.0	8	25220	XA3.050.017
G 1/8	22.0	14	25221	XA3.050.018
G 1/4	26.0	17	25222	XA3.050.019
G 3/8	26.0	22	25223	XA3.050.009
G 1/2	30.0	27	25224	XA3.050.008
G 3/4	36.0	32	252241	XA3.050.020
G 1	40.0	41	252242	XA3.050.021
G 1/8 - 1/4	26.0	17	25225	XA3.050.013
G 1/4 - 3/8	26.0	22	25226	XA3.050.012
G 3/8 - 1/2	30.0	27	25227	XA3.050.011

Fittings

Brass bright

Elbow fitting, male/male



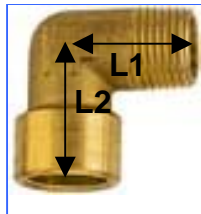
Thread with ISO 7/1	Length	SW	Article	Order-number
R 1/8	18.5	10	25300	XA3.090.008
R 1/4	23.5	13	25301	XA3.090.001
R 3/8	26.0	17	25302	XA3.090.010
R 1/2	31.0	21	25303	XA3.090.013
R 3/4	33.0	25	25304	XA3.090.024
R 1	39.0	30	25305	XA3.090.025

Elbow fitting, female/female



Thread with ISO 7/1	Length	SW	Article	Order-number
Rp 1/8	21.0	10	25311	XA3.090.022
Rp 1/4	25.5	13	25312	XA3.090.011
Rp 3/8	28.0	17	25313	XA3.090.012
Rp 1/2	33.5	21	25314	XA3.090.016
Rp 3/4	36.5	25	25332	XA3.090.015
Rp 1	45.0	30	25333	XA3.090.026

Elbow fitting, male/female



Thread with ISO 7/1	L1	L2	SW	Article	Order-number
Rp/R 1/8	18.5	21.0	10	25315	XA3.090.023
Rp/R 1/4	23.5	25.5	13	25316	XA3.090.021
Rp/R 3/8	26.0	28.0	17	25317	XA3.090.020
Rp/R 1/2	31.0	33.5	21	25318	XA3.090.014
Rp/R 3/4	33.0	36.5	25	25319	XA3.090.017
Rp/R 1	39.0	45.0	30	25320	XA3.090.027

We reserve the right to make changes which are in the interest of technical progress.

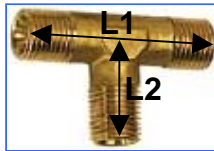
© by WMA Schmidt & Bittner GmbH, Baumwaide 23, D-74360 Ilfeld-Auenstein, Tel. +49 7062 9066-0, Fax +49 7062 9066-20
info@wma-sb.de or wma-sb@t-online.de, <http://www.wma-sb.de>



Pneumatic accessories

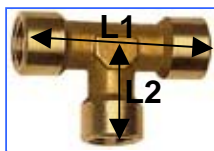
Version: 2011-01

T-piece, male/male/male



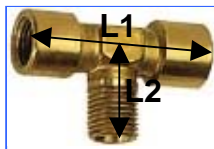
Thread	L1	L2	SW	Article	Order-number
<i>with ISO 7/1</i>					
R 1/8	37.0	18.5	10	25402	XA3.100.009
R 1/4	47.0	23.5	13	25403	XA3.100.003
R 3/8	52.0	26.0	17	25404	XA3.100.002
R 1/2	62.0	31.0	21	25405	XA3.100.010
R 3/4	64.5	33.0	27	25406	XA3.100.007
R 1	78.0	39.0	30	25407	XA3.100.011

T-piece, female/female/female



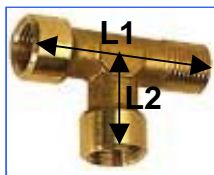
Thread	L1	L2	SW	Article	Order-number
<i>with ISO 7/1</i>					
Rp 1/8	42.0	21.0	10	25433	XA3.100.008
Rp 1/4	51.0	25.5	13	25434	XA3.100.004
Rp 3/8	56.0	28.0	17	25435	XA3.100.000
Rp 1/2	67.0	33.5	21	25439	XA3.100.006
Rp 3/4	73.0	36.5	27	25448	XA3.100.012
Rp 1	90.0	45.0	30	25449	XA3.100.005

T-piece, female/male/female



Thread	L1	L2	SW	Article	Order-number
<i>with ISO 7/1</i>					
Rp/R 1/8	42.0	18.5	10	25441	XA3.100.013
Rp/R 1/4	51.0	23.5	13	25442	XA3.100.014
Rp/R 3/8	56.0	26.0	17	25443	XA3.100.015
Rp/R 1/2	67.0	31.0	21	25444	XA3.100.016
Rp/R 3/4	73.0	33.0	27	25445	XA3.100.017
Rp/R 1	90.0	39.0	30	25446	XA3.100.018

T-piece, female/female/male



Thread	L1	L2	SW	Article	Order-number
<i>with ISO 7/1</i>					
Rp/R 1/8	39.5	21.0	10	25471	XA3.100.019
Rp/R 1/4	49.0	23.5	13	25472	XA3.100.020
Rp/R 3/8	54.0	28.0	17	25473	XA3.100.001
Rp/R 1/2	64.5	33.5	21	25474	XA3.100.021
Rp/R 3/4	69.5	36.5	27	25475	XA3.100.022
Rp/R 1	84.0	45.0	30	25476	XA3.100.023

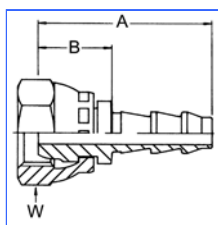
We reserve the right to make changes which are in the interest of technical progress.

© by WMA Schmidt & Bittner GmbH, Baumwaide 23, D-74360 Ilsfeld-Auenstein, Tel. +49 7062 9066-0, Fax +49 7062 9066-20
 info@wma-sb.de or wma-sb@t-online.de, <http://www.wma-sb.de>



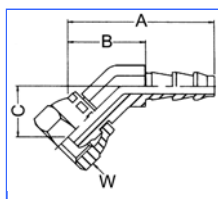
Fittings for plug-in hose

Material: Nipple brass, Nut steel zinced



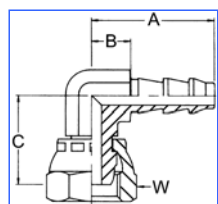
Sealing head for 60°-90° cone

Internal diam. hose	Thread	A	B	W	Article	Order-number
6.3	M12x1	33	13	14	35C8212	XA3.030.070
6.3	M12x1.5	33	14	14	35C826	XA3.030.071
9.5	M16x1.5	38	15	19	35C8210	XA3.030.072
12.7	M22x1.5	44	18	27	35C8215	XA3.030.025
15.9	M26x1.5	56	18	32	35C8218	XA3.030.073



Sealing head for 60°-90° cone, 45° elbow fitting

Internal diam. hose	Thread	A	B	C	W	Article	Order-number
6.3	M12x1	43	22	15	14	36C8212	XA3.030.074
6.3	M12x1.5	44	25	16	14	36C826	XA3.030.075
9.5	M16x1.5	48	26	16	19	36C8210	XA3.030.076
12.7	M22x1.5	54	28	18	27	36C8215	XA3.030.077



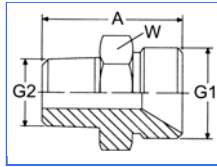
Sealing head for 60°-90° cone, 90° elbow fitting

Internal diam. hose	Thread	A	B	C	W	Article	Order-number
6.3	M12x1	30	10	22	14	37C821214	XA3.030.078
6.3	M12x1.5	30	11	22	14	37C8264	XA3.030.079
9.5	M16x1.5	34	11	25	19	37C82106	XA3.030.080
12.7	M22x1.5	43	16	32	27	37C82158	XA3.030.033



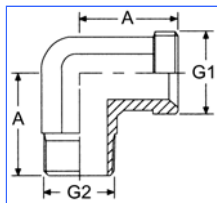
Pneumatic accessories

Version: 2011-01



Screw-in adapter

Ø Tube external	G1	G2	A	W	Article	Order-number
6	M12x1	1/8	23	14	EG618	XA3.060.031
6	M12x1	1/4	28	14	EG614	XA3.060.032
8	M14x1.5	1/8	24	17	EG818	XA3.060.033
8	M14x1.5	1/4	28	17	EG814	XA3.060.034
8	M14x1.5	3/8	28	19	EG838	XA3.060.035
10	M16x1.5	1/8	24	17	EG1018	XA3.060.036
10	M16x1.5	1/4	28	19	EG1014	XA3.060.037
10	M16x1.5	3/8	28	19	EG1038	XA3.060.038
10	M16x1.5	1/2	28	24	EG1012	XA3.060.039
12	M12x1.5	1/8	23	14	EG121518	XA3.060.040
12	M18x1.5	1/4	28	19	EG12114	XA3.060.041
12	M12x1.5	1/4	28	14	EG121514	XA3.060.042
15	M22x1.5	3/8	34	24	EG1538	XA3.060.043
15	M22x1.5	1/2	34	24	EG1512	XA3.060.044
18	M26x1.5	1/2	38	27	EG1812	XA3.060.045
18	M26x1.5	3/4	38	27	EG1834	XA3.060.046



Screw-in adapter, 90° angle

Ø Tube external	G1	G2	A	Article	Order-number
6	M12x1	1/8	20	EW618	XA3.060.047
6	M12x1	1/4	28	EW614	XA3.060.048
8	M14x1.5	1/8	24	EW818	XA3.060.049
8	M14x1.5	1/4	28	EW814	XA3.060.050
8	M14x1.5	3/8	28	EW838	XA3.060.051
10	M16x1.5	1/4	28	EW1014	XA3.060.052
10	M16x1.5	3/8	28	EW1038	XA3.060.053
12	M12x1.5	1/8	23	EW121518	XA3.060.054
12	M12x1.5	1/4	28	EW121514	XA3.060.055
15	M22x1.5	3/8	34	EW1538	XA3.060.056
15	M22x1.5	1/2	34	EW1512	XA3.060.057

We reserve the right to make changes which are in the interest of technical progress.

© by WMA Schmidt & Bittner GmbH, Baumwaide 23, D-74360 Ilsfeld-Auenstein, Tel. +49 7062 9066-0, Fax +49 7062 9066-20
 info@wma-sb.de or wma-sb@t-online.de, http://www.wma-sb.de