



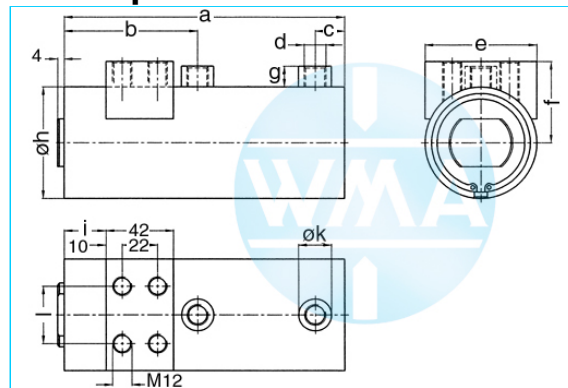
Welding cylinder

Lateral flange

Version: 2011-01

unilateral air connection,
double-stage pressurized

undamped



Nominal size 038

Stroke	a	b	c	d	e	f	g	h	i	k	l	Force*	Order-number
36	173	82	18	Rp1/4"	48	40	13	48	25	20	24	0.2 kN	105.110.121.038.036.
50	201	96	18	Rp1/4"	48	40	13	48	25	20	24	0.2 kN	105.110.121.038.050.
65	231	111	18	Rp1/4"	48	40	13	48	25	20	24	0.2 kN	105.110.121.038.065.
80	261	126	18	Rp1/4"	48	40	13	48	25	20	24	0.2 kN	105.110.121.038.080.
100	301	146	18	Rp1/4"	48	40	13	48	25	20	24	0.2 kN	105.110.121.038.100.
130	361	176	18	Rp1/4"	48	40	13	48	25	20	24	0.2 kN	105.110.121.038.130.
150	401	196	18	Rp1/4"	48	40	13	48	25	20	24	0.2 kN	105.110.121.038.150.

* at 1 bar pressure

Nominal size 044

Stroke	a	b	c	d	e	f	g	h	i	k	l	Force*	Order-number
36	173	82	18	Rp1/4"	55	44	13	55	25	20	30	0.28 kN	105.110.121.044.036.
50	201	96	18	Rp1/4"	55	44	13	55	25	20	30	0.28 kN	105.110.121.044.050.
65	231	111	18	Rp1/4"	55	44	13	55	25	20	30	0.28 kN	105.110.121.044.065.
80	261	126	18	Rp1/4"	55	44	13	55	25	20	30	0.28 kN	105.110.121.044.080.
100	301	146	18	Rp1/4"	55	44	13	55	25	20	30	0.28 kN	105.110.121.044.100.
130	361	176	18	Rp1/4"	55	44	13	55	25	20	30	0.28 kN	105.110.121.044.130.
150	401	196	18	Rp1/4"	55	44	13	55	25	20	30	0.28 kN	105.110.121.044.150.

* at 1 bar pressure

Nominal size 058

Stroke	a	b	c	d	e	f	g	h	i	k	l	Force*	Order-number
36	173	82	18	Rp1/4"	70	51	13	70	25	20	36	0.5 kN	105.110.121.058.036.
50	201	96	18	Rp1/4"	70	51	13	70	25	20	36	0.5 kN	105.110.121.058.050.
65	231	111	18	Rp1/4"	70	51	13	70	25	20	36	0.5 kN	105.110.121.058.065.
80	261	126	18	Rp1/4"	70	51	13	70	25	20	36	0.5 kN	105.110.121.058.080.
100	301	146	18	Rp1/4"	70	51	13	70	25	20	36	0.5 kN	105.110.121.058.100.
130	361	176	18	Rp1/4"	70	51	13	70	25	20	36	0.5 kN	105.110.121.058.130.
150	401	196	18	Rp1/4"	70	51	13	70	25	20	36	0.5 kN	105.110.121.058.150.

* at 1 bar pressure

Complete the Order-number:

Example: 105.110.121.038.036.??? No. Force connection (S.11).?? No. Cylinder rod (S.12)

We reserve the right to make changes which are in the interest of technical progress.

© by WMA Schmidt & Bittner GmbH, Baumwaide 23, D-74360 Illfeld-Auenstein, Tel. +49 7062 9066-0, Fax +49 7062 9066-20

info@wma-sb.de or wma-sb@t-online.de, <http://www.wma-sb.de>

Cylinder-lateral flange-1



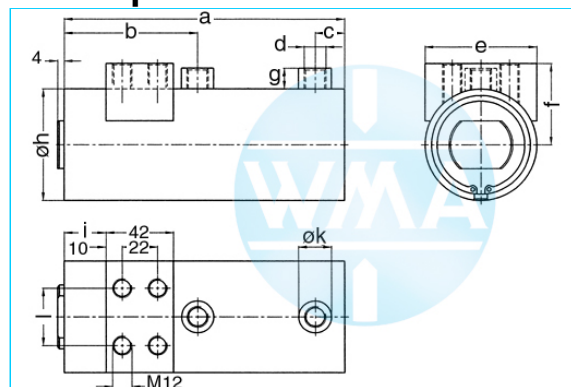
Welding cylinder

Lateral flange

Version: 2011-01

unilateral air connection,
double-stage pressurized

undamped



Nominal size 070

Stroke	a	b	c	d	e	f	g	h	i	k	l	Force*	Order-number
36	206	99	17	Rp3/8"	90	60	16	90	29	25	66	0.72 kN	105.110.121.070.036.
50	234	113	17	Rp3/8"	90	60	16	90	29	25	66	0.72 kN	105.110.121.070.050.
65	264	128	17	Rp3/8"	90	60	16	90	29	25	66	0.72 kN	105.110.121.070.065.
80	294	143	17	Rp3/8"	90	60	16	90	29	25	66	0.72 kN	105.110.121.070.080.
100	334	163	17	Rp3/8"	90	60	16	90	29	25	66	0.72 kN	105.110.121.070.100.
130	394	193	17	Rp3/8"	90	60	16	90	29	25	66	0.72 kN	105.110.121.070.130.
150	434	213	17	Rp3/8"	90	60	16	90	29	25	66	0.72 kN	105.110.121.070.150.

* at 1 bar pressure

Nominal size 080

Stroke	a	b	c	d	e	f	g	h	i	k	l	Force*	Order-number
36	206	99	17	Rp3/8"	100	65	16	100	29	25	76	0.95 kN	105.110.121.080.036.
50	234	113	17	Rp3/8"	100	65	16	100	29	25	76	0.95 kN	105.110.121.080.050.
65	264	128	17	Rp3/8"	100	65	16	100	29	25	76	0.95 kN	105.110.121.080.065.
80	294	143	17	Rp3/8"	100	65	16	100	29	25	76	0.95 kN	105.110.121.080.080.
100	334	163	17	Rp3/8"	100	65	16	100	29	25	76	0.95 kN	105.110.121.080.100.
130	394	193	17	Rp3/8"	100	65	16	100	29	25	76	0.95 kN	105.110.121.080.130.
150	434	213	17	Rp3/8"	100	65	16	100	29	25	76	0.95 kN	105.110.121.080.150.

* at 1 bar pressure

Nominal size 090

Stroke	a	b	c	d	e	f	g	h	i	k	l	Force*	Order-number
36	206	99	17	Rp3/8"	110	70	16	110	29	25	86	1.2 kN	105.110.121.090.036.
50	234	113	17	Rp3/8"	110	70	16	110	29	25	86	1.2 kN	105.110.121.090.050.
65	264	128	17	Rp3/8"	110	70	16	110	29	25	86	1.2 kN	105.110.121.090.065.
80	294	143	17	Rp3/8"	110	70	16	110	29	25	86	1.2 kN	105.110.121.090.080.
100	334	163	17	Rp3/8"	110	70	16	110	29	25	86	1.2 kN	105.110.121.090.100.
130	394	193	17	Rp3/8"	110	70	16	110	29	25	86	1.2 kN	105.110.121.090.130.
150	434	213	17	Rp3/8"	110	70	16	110	29	25	86	1.2 kN	105.110.121.090.150.

* at 1 bar pressure

Complete the Order-number:

Example: 105.110.121.070.036.??? No. Force connection (S. 11).?? No. Cylinder rod (S. 12)

We reserve the right to make changes which are in the interest of technical progress.

© by WMA Schmidt & Bittner GmbH, Baumwaide 23, D-74360 Illfeld-Auenstein, Tel. +49 7062 9066-0, Fax +49 7062 9066-20

info@wma-sb.de or wma-sb@t-online.de, <http://www.wma-sb.de>

Cylinder-lateral flange-2



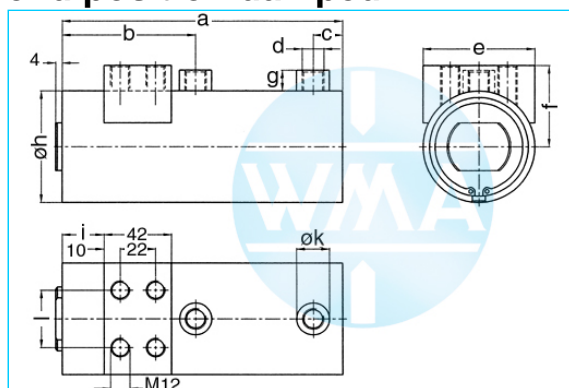
Welding cylinder

Lateral flange

Version: 2011-01

unilateral air connection,
double-stage pressurized

end position damped



Nominal size 044

Stroke	a	b	c	d	e	f	g	h	i	k	l	Force*	Order-number
36	201	96	18	Rp1/4"	55	44	13	55	25	20	30	0.28 kN	105.110.122.044.036.
50	231	111	18	Rp1/4"	55	44	13	55	25	20	30	0.28 kN	105.110.122.044.050.
65	261	126	18	Rp1/4"	55	44	13	55	25	20	30	0.28 kN	105.110.122.044.065.
80	301	146	18	Rp1/4"	55	44	13	55	25	20	30	0.28 kN	105.110.122.044.080.
100	361	176	18	Rp1/4"	55	44	13	55	25	20	30	0.28 kN	105.110.122.044.100.
130	401	196	18	Rp1/4"	55	44	13	55	25	20	30	0.28 kN	105.110.122.044.130.

* at 1 bar pressure

Nominal size 058

Stroke	a	b	c	d	e	f	g	h	i	k	l	Force*	Order-number
36	201	96	18	Rp1/4"	70	51	13	70	25	20	36	0.5 kN	105.110.122.058.036.
50	231	111	18	Rp1/4"	70	51	13	70	25	20	36	0.5 kN	105.110.122.058.050.
65	261	126	18	Rp1/4"	70	51	13	70	25	20	36	0.5 kN	105.110.122.058.065.
80	301	146	18	Rp1/4"	70	51	13	70	25	20	36	0.5 kN	105.110.122.058.080.
100	361	176	18	Rp1/4"	70	51	13	70	25	20	36	0.5 kN	105.110.122.058.100.
130	401	196	18	Rp1/4"	70	51	13	70	25	20	36	0.5 kN	105.110.122.058.130.

* at 1 bar pressure

Nominal size 070

Stroke	a	b	c	d	e	f	g	h	i	k	l	Force*	Order-number
36	234	113	17	Rp3/8"	90	60	16	90	29	25	66	0.72 kN	105.110.122.070.036.
50	264	128	17	Rp3/8"	90	60	16	90	29	25	66	0.72 kN	105.110.122.070.050.
65	294	143	17	Rp3/8"	90	60	16	90	29	25	66	0.72 kN	105.110.122.070.065.
80	334	163	17	Rp3/8"	90	60	16	90	29	25	66	0.72 kN	105.110.122.070.080.
100	394	193	17	Rp3/8"	90	60	16	90	29	25	66	0.72 kN	105.110.122.070.100.
130	434	213	17	Rp3/8"	90	60	16	90	29	25	66	0.72 kN	105.110.122.070.130.

* at 1 bar pressure

Complete the Order-number:

Example: 105.110.122.058.065.??? No. Force connection (S.11).?? No. Cylinder rod (S.12)

We reserve the right to make changes which are in the interest of technical progress.

© by WMA Schmidt & Bittner GmbH, Baumwaide 23, D-74360 Illfeld-Auenstein, Tel. +49 7062 9066-0, Fax +49 7062 9066-20

info@wma-sb.de or wma-sb@t-online.de, <http://www.wma-sb.de>

Cylinder-lateral flange-3



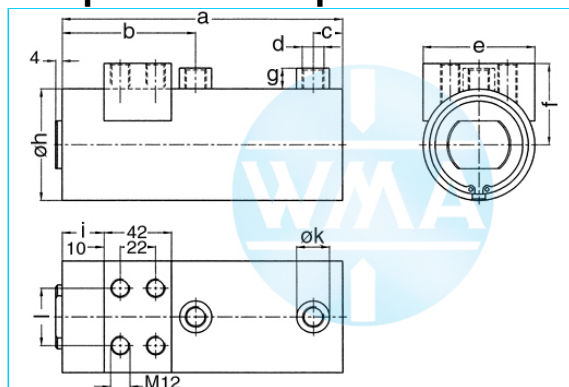
Welding cylinder

Lateral flange

Version: 2011-01

unilateral air connection,
double-stage pressurized

end position damped



Nominal size 080

Stroke	a	b	c	d	e	f	g	h	i	k	l	Force*	Order-number
36	234	113	17	Rp3/8"	100	65	16	100	29	25	76	0.95 kN	105.110.122.080.036.
50	264	128	17	Rp3/8"	100	65	16	100	29	25	76	0.95 kN	105.110.122.080.050.
65	294	143	17	Rp3/8"	100	65	16	100	29	25	76	0.95 kN	105.110.122.080.065.
80	334	163	17	Rp3/8"	100	65	16	100	29	25	76	0.95 kN	105.110.122.080.080.
100	394	193	17	Rp3/8"	100	65	16	100	29	25	76	0.95 kN	105.110.122.080.100.
130	434	213	17	Rp3/8"	100	65	16	100	29	25	76	0.95 kN	105.110.122.080.130.

* at 1 bar pressure

Nominal size 090

Stroke	a	b	c	d	e	f	g	h	i	k	l	Force*	Order-number
36	234	113	17	Rp3/8"	110	70	16	110	29	25	86	1.2 kN	105.110.122.090.036.
50	264	128	17	Rp3/8"	110	70	16	110	29	25	86	1.2 kN	105.110.122.090.050.
65	294	143	17	Rp3/8"	110	70	16	110	29	25	86	1.2 kN	105.110.122.090.065.
80	334	163	17	Rp3/8"	110	70	16	110	29	25	86	1.2 kN	105.110.122.090.080.
100	394	193	17	Rp3/8"	110	70	16	110	29	25	86	1.2 kN	105.110.122.090.100.
130	434	213	17	Rp3/8"	110	70	16	110	29	25	86	1.2 kN	105.110.122.090.130.

* at 1 bar pressure

Complete the Order-number:

Example: 105.110.122.080.036.??? No. Force connection (S.11).?? No. Cylinder rod (S.12)

We reserve the right to make changes which are in the interest of technical progress.

© by WMA Schmidt & Bittner GmbH, Baumwaide 23, D-74360 Illfeld-Auenstein, Tel. +49 7062 9066-0, Fax +49 7062 9066-20

info@wma-sb.de or wma-sb@t-online.de, <http://www.wma-sb.de>

Cylinder-lateral flange-4



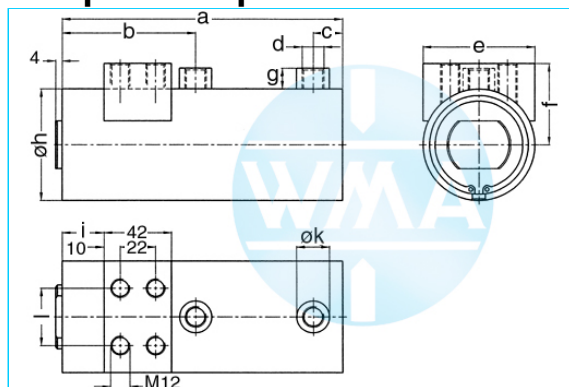
Welding cylinder

Lateral flange

Version: 2011-01

unilateral air connection,
double-stage pressurized

damped independent of stroke



Nominal size 044

Stroke	a	b	c	d	e	f	g	h	i	k	l	Force*	Order-number
36	173	82	18	Rp1/4"	55	44	13	55	25	20	30	0.28 kN	105.110.123.044.036.
50	201	96	18	Rp1/4"	55	44	13	55	25	20	30	0.28 kN	105.110.123.044.050.
65	231	111	18	Rp1/4"	55	44	13	55	25	20	30	0.28 kN	105.110.123.044.065.
80	261	126	18	Rp1/4"	55	44	13	55	25	20	30	0.28 kN	105.110.123.044.080.
100	301	146	18	Rp1/4"	55	44	13	55	25	20	30	0.28 kN	105.110.123.044.100.
130	361	176	18	Rp1/4"	55	44	13	55	25	20	30	0.28 kN	105.110.123.044.130.
150	401	196	18	Rp1/4"	55	44	13	55	25	20	30	0.28 kN	105.110.123.044.150.

* at 1 bar pressure

Nominal size 058

Stroke	a	b	c	d	e	f	g	h	i	k	l	Force*	Order-number
36	173	82	18	Rp1/4"	70	51	13	70	25	20	36	0.5 kN	105.110.123.058.036.
50	201	96	18	Rp1/4"	70	51	13	70	25	20	36	0.5 kN	105.110.123.058.050.
65	231	111	18	Rp1/4"	70	51	13	70	25	20	36	0.5 kN	105.110.123.058.065.
80	261	126	18	Rp1/4"	70	51	13	70	25	20	36	0.5 kN	105.110.123.058.080.
100	301	146	18	Rp1/4"	70	51	13	70	25	20	36	0.5 kN	105.110.123.058.100.
130	361	176	18	Rp1/4"	70	51	13	70	25	20	36	0.5 kN	105.110.123.058.130.
150	401	196	18	Rp1/4"	70	51	13	70	25	20	36	0.5 kN	105.110.123.058.150.

* at 1 bar pressure

Nominal size 070

Stroke	a	b	c	d	e	f	g	h	i	k	l	Force*	Order-number
36	206	99	17	Rp3/8"	90	60	16	90	29	25	66	0.72 kN	105.110.123.070.036.
50	234	113	17	Rp3/8"	90	60	16	90	29	25	66	0.72 kN	105.110.123.070.050.
65	264	128	17	Rp3/8"	90	60	16	90	29	25	66	0.72 kN	105.110.123.070.065.
80	294	143	17	Rp3/8"	90	60	16	90	29	25	66	0.72 kN	105.110.123.070.080.
100	334	163	17	Rp3/8"	90	60	16	90	29	25	66	0.72 kN	105.110.123.070.100.
130	394	193	17	Rp3/8"	90	60	16	90	29	25	66	0.72 kN	105.110.123.070.130.
150	434	213	17	Rp3/8"	90	60	16	90	29	25	66	0.72 kN	105.110.123.070.150.

* at 1 bar pressure

Complete the Order-number:

Example: 105.110.123.044.036.??? No. Force connection (S. 11).?? No. Cylinder rod (S. 12)

We reserve the right to make changes which are in the interest of technical progress.

© by WMA Schmidt & Bittner GmbH, Baumwaide 23, D-74360 Illfeld-Auenstein, Tel. +49 7062 9066-0, Fax +49 7062 9066-20

info@wma-sb.de or wma-sb@t-online.de, <http://www.wma-sb.de>

Cylinder-lateral flange-5



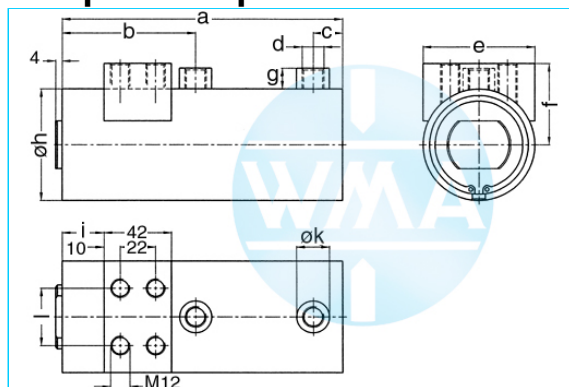
Welding cylinder

Lateral flange

Version: 2011-01

unilateral air connection,
double-stage pressurized

damped independent of stroke



Nominal size 080

Stroke	a	b	c	d	e	f	g	h	i	k	l	Force*	Order-number
36	206	99	17	Rp3/8"	100	65	16	100	29	25	76	0.95 kN	105.110.123.080.036.
50	234	113	17	Rp3/8"	100	65	16	100	29	25	76	0.95 kN	105.110.123.080.050.
65	264	128	17	Rp3/8"	100	65	16	100	29	25	76	0.95 kN	105.110.123.080.065.
80	294	143	17	Rp3/8"	100	65	16	100	29	25	76	0.95 kN	105.110.123.080.080.
100	334	163	17	Rp3/8"	100	65	16	100	29	25	76	0.95 kN	105.110.123.080.100.
130	394	193	17	Rp3/8"	100	65	16	100	29	25	76	0.95 kN	105.110.123.080.130.
150	434	213	17	Rp3/8"	100	65	16	100	29	25	76	0.95 kN	105.110.123.080.150.

* at 1 bar pressure

Nominal size 090

Stroke	a	b	c	d	e	f	g	h	i	k	l	Force*	Order-number
36	206	99	17	Rp3/8"	110	70	16	110	29	25	86	1.2 kN	105.110.123.090.036.
50	234	113	17	Rp3/8"	110	70	16	110	29	25	86	1.2 kN	105.110.123.090.050.
65	264	128	17	Rp3/8"	110	70	16	110	29	25	86	1.2 kN	105.110.123.090.065.
80	294	143	17	Rp3/8"	110	70	16	110	29	25	86	1.2 kN	105.110.123.090.080.
100	334	163	17	Rp3/8"	110	70	16	110	29	25	86	1.2 kN	105.110.123.090.100.
130	394	193	17	Rp3/8"	110	70	16	110	29	25	86	1.2 kN	105.110.123.090.130.
150	434	213	17	Rp3/8"	110	70	16	110	29	25	86	1.2 kN	105.110.123.090.150.

* at 1 bar pressure

Complete the Order-number:

Example: 105.110.123.080.050.??? No. Force connection (S.11).?? No. Cylinder rod (S.12)

We reserve the right to make changes which are in the interest of technical progress.

© by WMA Schmidt & Bittner GmbH, Baumwaide 23, D-74360 Illfeld-Auenstein, Tel. +49 7062 9066-0, Fax +49 7062 9066-20

info@wma-sb.de or wma-sb@t-online.de, <http://www.wma-sb.de>

Cylinder-lateral flange-6



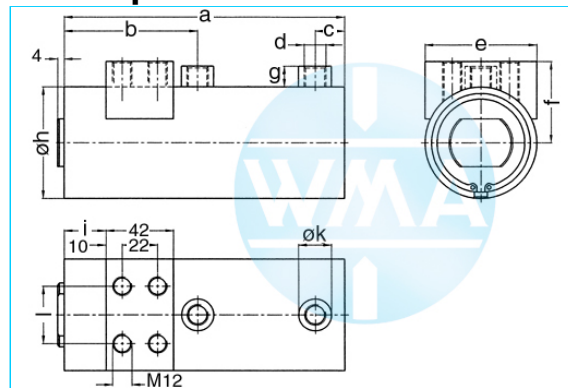
Welding cylinder

Lateral flange

Version: 2011-01

unilateral air connection,
three-stage pressurized

undamped



Nominal size 038

Stroke	a	b	c	d	e	f	g	h	i	k	l	Force*	Order-number
36	232	141	18	Rp1/4"	48	40	13	48	25	20	24	0.28 kN	105.110.131.038.036.
50	274	169	18	Rp1/4"	48	40	13	48	25	20	24	0.28 kN	105.110.131.038.050.
65	319	199	18	Rp1/4"	48	40	13	48	25	20	24	0.28 kN	105.110.131.038.065.
80	364	229	18	Rp1/4"	48	40	13	48	25	20	24	0.28 kN	105.110.131.038.080.
100	424	269	18	Rp1/4"	48	40	13	48	25	20	24	0.28 kN	105.110.131.038.100.
130	514	329	18	Rp1/4"	48	40	13	48	25	20	24	0.28 kN	105.110.131.038.130.
150	574	369	18	Rp1/4"	48	40	13	48	25	20	24	0.28 kN	105.110.131.038.150.

* at 1 bar pressure

Nominal size 044

Stroke	a	b	c	d	e	f	g	h	i	k	l	Force*	Order-number
36	232	141	18	Rp1/4"	55	44	13	55	25	20	30	0.39 kN	105.110.131.044.036.
50	274	169	18	Rp1/4"	55	44	13	55	25	20	30	0.39 kN	105.110.131.044.050.
65	319	199	18	Rp1/4"	55	44	13	55	25	20	30	0.39 kN	105.110.131.044.065.
80	364	229	18	Rp1/4"	55	44	13	55	25	20	30	0.39 kN	105.110.131.044.080.
100	424	269	18	Rp1/4"	55	44	13	55	25	20	30	0.39 kN	105.110.131.044.100.
130	514	329	18	Rp1/4"	55	44	13	55	25	20	30	0.39 kN	105.110.131.044.130.
150	574	369	18	Rp1/4"	55	44	13	55	25	20	30	0.39 kN	105.110.131.044.150.

* at 1 bar pressure

Nominal size 058

Stroke	a	b	c	d	e	f	g	h	i	k	l	Force*	Order-number
36	232	141	18	Rp1/4"	70	51	13	70	25	20	36	0.72 kN	105.110.131.058.036.
50	274	169	18	Rp1/4"	70	51	13	70	25	20	36	0.72 kN	105.110.131.058.050.
65	319	199	18	Rp1/4"	70	51	13	70	25	20	36	0.72 kN	105.110.131.058.065.
80	364	229	18	Rp1/4"	70	51	13	70	25	20	36	0.72 kN	105.110.131.058.080.
100	424	269	18	Rp1/4"	70	51	13	70	25	20	36	0.72 kN	105.110.131.058.100.
130	514	329	18	Rp1/4"	70	51	13	70	25	20	36	0.72 kN	105.110.131.058.130.
150	574	369	18	Rp1/4"	70	51	13	70	25	20	36	0.72 kN	105.110.131.058.150.

* at 1 bar pressure

Complete the Order-number:

Example: 105.110.131.038.036.??? No. Force connection (S.11).?? No. Cylinder rod (S.12)

We reserve the right to make changes which are in the interest of technical progress.

© by WMA Schmidt & Bittner GmbH, Baumwaide 23, D-74360 Illfeld-Auenstein, Tel. +49 7062 9066-0, Fax +49 7062 9066-20

info@wma-sb.de or wma-sb@t-online.de, <http://www.wma-sb.de>

Cylinder-lateral flange-7



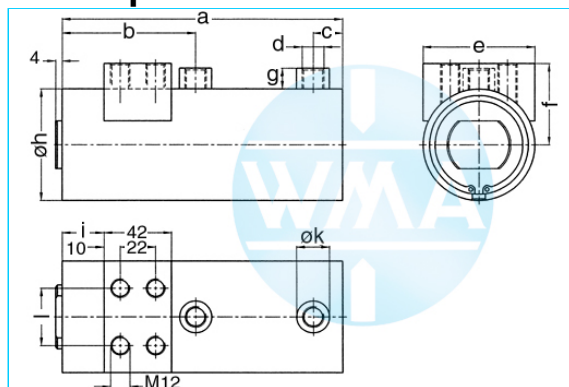
Welding cylinder

Lateral flange

Version: 2011-01

unilateral air connection,
three-stage pressurized

undamped



Nominal size 070

Stroke	a	b	c	d	e	f	g	h	i	k	l	Force*	Order-number
36	276	169	24	Rp3/8"	90	60	16	90	29	25	66	1.04 kN	105.110.131.070.036.
50	318	197	24	Rp3/8"	90	60	16	90	29	25	66	1.04 kN	105.110.131.070.050.
65	363	227	24	Rp3/8"	90	60	16	90	29	25	66	1.04 kN	105.110.131.070.065.
80	408	257	24	Rp3/8"	90	60	16	90	29	25	66	1.04 kN	105.110.131.070.080.
100	468	297	24	Rp3/8"	90	60	16	90	29	25	66	1.04 kN	105.110.131.070.100.
130	558	357	24	Rp3/8"	90	60	16	90	29	25	66	1.04 kN	105.110.131.070.130.
150	618	397	24	Rp3/8"	90	60	16	90	29	25	66	1.04 kN	105.110.131.070.150.

* at 1 bar pressure

Nominal size 080

Stroke	a	b	c	d	e	f	g	h	i	k	l	Force*	Order-number
36	276	169	24	Rp3/8"	100	65	16	100	29	25	76	1.4 kN	105.110.131.080.036.
50	318	197	24	Rp3/8"	100	65	16	100	29	25	76	1.4 kN	105.110.131.080.050.
65	363	227	24	Rp3/8"	100	65	16	100	29	25	76	1.4 kN	105.110.131.080.065.
80	408	257	24	Rp3/8"	100	65	16	100	29	25	76	1.4 kN	105.110.131.080.080.
100	468	297	24	Rp3/8"	100	65	16	100	29	25	76	1.4 kN	105.110.131.080.100.
130	558	357	24	Rp3/8"	100	65	16	100	29	25	76	1.4 kN	105.110.131.080.130.
150	618	397	24	Rp3/8"	100	65	16	100	29	25	76	1.4 kN	105.110.131.080.150.

* at 1 bar pressure

Nominal size 090

Stroke	a	b	c	d	e	f	g	h	i	k	l	Force*	Order-number
36	276	169	24	Rp3/8"	110	70	16	110	29	25	86	1.8 kN	105.110.131.090.036.
50	318	197	24	Rp3/8"	110	70	16	110	29	25	86	1.8 kN	105.110.131.090.050.
65	363	227	24	Rp3/8"	110	70	16	110	29	25	86	1.8 kN	105.110.131.090.065.
80	408	257	24	Rp3/8"	110	70	16	110	29	25	86	1.8 kN	105.110.131.090.080.
100	468	297	24	Rp3/8"	110	70	16	110	29	25	86	1.8 kN	105.110.131.090.100.
130	558	357	24	Rp3/8"	110	70	16	110	29	25	86	1.8 kN	105.110.131.090.130.
150	618	397	24	Rp3/8"	110	70	16	110	29	25	86	1.8 kN	105.110.131.090.150.

* at 1 bar pressure

Complete the Order-number:

Example: 105.110.131.070.036.??? No. Force connection (S.11).?? No. Cylinder rod (S.12)

We reserve the right to make changes which are in the interest of technical progress.

© by WMA Schmidt & Bittner GmbH, Baumwaide 23, D-74360 Illfeld-Auenstein, Tel. +49 7062 9066-0, Fax +49 7062 9066-20

info@wma-sb.de or wma-sb@t-online.de, http://www.wma-sb.de

Cylinder-lateral flange-8



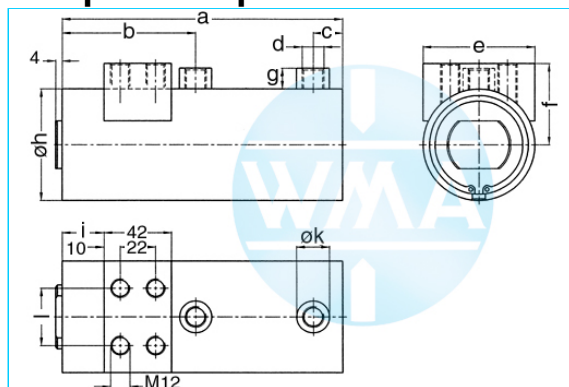
Welding cylinder

Lateral flange

Version: 2011-01

unilateral air connection,
three-stage pressurized

damped independent of stroke



Nominal size 044

Stroke	a	b	c	d	e	f	g	h	i	k	l	Force*	Order-number
36	232	141	18	Rp1/4"	55	44	13	55	25	20	30	0.39 kN	105.110.132.044.036.
50	274	169	18	Rp1/4"	55	44	13	55	25	20	30	0.39 kN	105.110.132.044.050.
65	319	199	18	Rp1/4"	55	44	13	55	25	20	30	0.39 kN	105.110.132.044.065.
80	364	229	18	Rp1/4"	55	44	13	55	25	20	30	0.39 kN	105.110.132.044.080.
100	424	269	18	Rp1/4"	55	44	13	55	25	20	30	0.39 kN	105.110.132.044.100.
130	514	329	18	Rp1/4"	55	44	13	55	25	20	30	0.39 kN	105.110.132.044.130.
150	574	369	18	Rp1/4"	55	44	13	55	25	20	30	0.39 kN	105.110.132.044.150.

* at 1 bar pressure

Nominal size 058

Stroke	a	b	c	d	e	f	g	h	i	k	l	Force*	Order-number
36	232	141	18	Rp1/4"	70	51	13	70	25	20	36	0.72 kN	105.110.132.058.036.
50	274	169	18	Rp1/4"	70	51	13	70	25	20	36	0.72 kN	105.110.132.058.050.
65	319	199	18	Rp1/4"	70	51	13	70	25	20	36	0.72 kN	105.110.132.058.065.
80	364	229	18	Rp1/4"	70	51	13	70	25	20	36	0.72 kN	105.110.132.058.080.
100	424	269	18	Rp1/4"	70	51	13	70	25	20	36	0.72 kN	105.110.132.058.100.
130	514	329	18	Rp1/4"	70	51	13	70	25	20	36	0.72 kN	105.110.132.058.130.
150	574	369	18	Rp1/4"	70	51	13	70	25	20	36	0.72 kN	105.110.132.058.150.

* at 1 bar pressure

Nominal size 070

Stroke	a	b	c	d	e	f	g	h	i	k	l	Force*	Order-number
36	276	169	24	Rp3/8"	90	60	16	90	29	25	66	1.04 kN	105.110.132.070.036.
50	318	197	24	Rp3/8"	90	60	16	90	29	25	66	1.04 kN	105.110.132.070.050.
65	363	227	24	Rp3/8"	90	60	16	90	29	25	66	1.04 kN	105.110.132.070.065.
80	408	257	24	Rp3/8"	90	60	16	90	29	25	66	1.04 kN	105.110.132.070.080.
100	468	297	24	Rp3/8"	90	60	16	90	29	25	66	1.04 kN	105.110.132.070.100.
130	558	357	24	Rp3/8"	90	60	16	90	29	25	66	1.04 kN	105.110.132.070.130.
150	618	397	24	Rp3/8"	90	60	16	90	29	25	66	1.04 kN	105.110.132.070.150.

* at 1 bar pressure

Complete the Order-number:

Example: 105.110.132.070.036.??? No. Force connection (S.11).?? No. Cylinder rod (S.12)

We reserve the right to make changes which are in the interest of technical progress.

© by WMA Schmidt & Bittner GmbH, Baumwaide 23, D-74360 Illfeld-Auenstein, Tel. +49 7062 9066-0, Fax +49 7062 9066-20

info@wma-sb.de or wma-sb@t-online.de, <http://www.wma-sb.de>

Cylinder-lateral flange-9



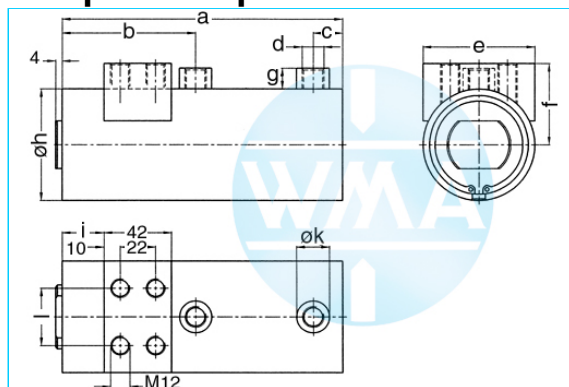
Welding cylinder

Lateral flange

Version: 2011-01

unilateral air connection,
three-stage pressurized

damped independent of stroke



Nominal size 080

Stroke	a	b	c	d	e	f	g	h	i	k	l	Force*	Order-number
36	276	169	24	Rp3/8"	100	65	16	100	29	25	76	1.4 kN	105.110.132.080.036.
50	318	197	24	Rp3/8"	100	65	16	100	29	25	76	1.4 kN	105.110.132.080.050.
65	363	227	24	Rp3/8"	100	65	16	100	29	25	76	1.4 kN	105.110.132.080.065.
80	408	257	24	Rp3/8"	100	65	16	100	29	25	76	1.4 kN	105.110.132.080.080.
100	468	297	24	Rp3/8"	100	65	16	100	29	25	76	1.4 kN	105.110.132.080.100.
130	558	357	24	Rp3/8"	100	65	16	100	29	25	76	1.4 kN	105.110.132.080.130.
150	618	397	24	Rp3/8"	100	65	16	100	29	25	76	1.4 kN	105.110.132.080.150.

* at 1 bar pressure

Nominal size 090

Stroke	a	b	c	d	e	f	g	h	i	k	l	Force*	Order-number
36	276	169	24	Rp3/8"	110	70	16	110	29	25	86	1.8 kN	105.110.132.090.036.
50	318	197	24	Rp3/8"	110	70	16	110	29	25	86	1.8 kN	105.110.132.090.050.
65	363	227	24	Rp3/8"	110	70	16	110	29	25	86	1.8 kN	105.110.132.090.065.
80	408	257	24	Rp3/8"	110	70	16	110	29	25	86	1.8 kN	105.110.132.090.080.
100	468	297	24	Rp3/8"	110	70	16	110	29	25	86	1.8 kN	105.110.132.090.100.
130	558	357	24	Rp3/8"	110	70	16	110	29	25	86	1.8 kN	105.110.132.090.130.
150	618	397	24	Rp3/8"	110	70	16	110	29	25	86	1.8 kN	105.110.132.090.150.

* at 1 bar pressure

Complete the Order-number:

Example: 105.110.132.090.036.??? No. Force connection (S. 11).?? No. Cylinder rod (S. 12)

We reserve the right to make changes which are in the interest of technical progress.

© by WMA Schmidt & Bittner GmbH, Baumwaide 23, D-74360 Illfeld-Auenstein, Tel. +49 7062 9066-0, Fax +49 7062 9066-20

info@wma-sb.de or wma-sb@t-online.de, <http://www.wma-sb.de>

Cylinder-lateral flange-10



Welding cylinder

Lateral flange

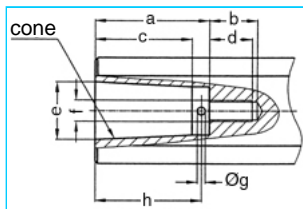
Version: 2011-01

Force connection

Write the number (with point) from the selected Force connection direct behind the Order-number of the cylinder and complete the whole Order-number with the chosen number of the Cylinder rod.

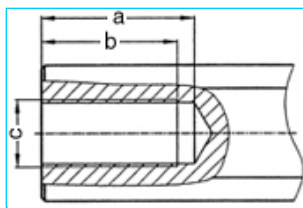
Example: 105.110.132.090.036.103.?? No. Cylinder rod (S.12)

Internal cone



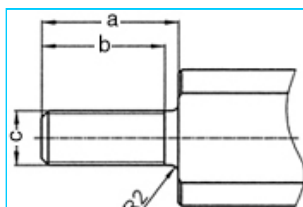
a	b	c	d	e	cone	f	g	h	No.
33	18	27.0	16	17.780	MK2	M8	3	30	101.
42	18	35.5	16	21.806	MK3	M8	3	39	102.
42	18	35.5	16	21.750	1:10	M8	3	39	103.

Female thread



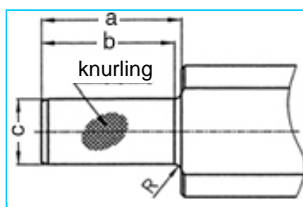
a	b	c	No.
45	40	M20 x 1.5	201.
62	58	M20 x 1.5	202.

Male thread



a	b	c	No.
40	36	M16 x 1.5	301.
40	36	M20 x 1.5	302.
40	36	M24 x 1.5	303.

Knurl



a	b	c	Knurling	R	No.
42	40	20 ¹⁷	1 x 0.2 DIN 82	2	401.
42	42	25 ¹⁷	1 x 0.2 DIN 82	-	402.

We reserve the right to make changes which are in the interest of technical progress.

© by WMA Schmidt & Bittner GmbH, Baumwaide 23, D-74360 Illfeld-Auenstein, Tel. +49 7062 9066-0, Fax +49 7062 9066-20

info@wma-sb.de or wma-sb@t-online.de, <http://www.wma-sb.de>

Cylinder-lateral flange-11



Welding cylinder

Lateral flange

Version: 2011-01

Cylinder rod

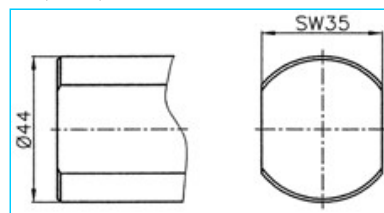
flattened and rotation locked

Complete the Order-number with the selected number of the chosen cylinder rod.

Example: 105.110.132.090.036.103.00

For piston diameter

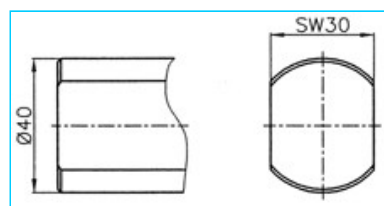
70, 80, 90



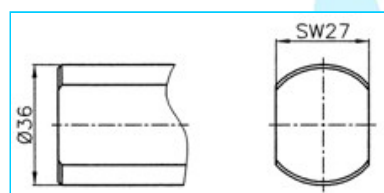
No. 00

For piston diameter

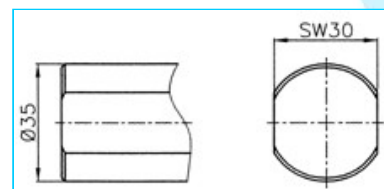
38, 44, 58



No. 01



No. 02



No. 03

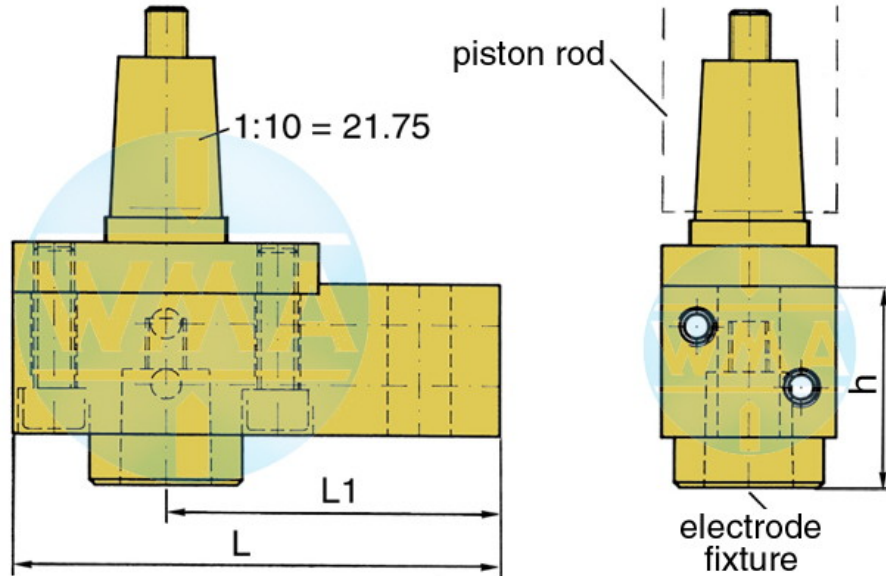


Welding cylinder

Lateral flange

Version: 2011-01

Electrode holder for welding cylinders



Piston Ø	L	L1	Water connection
38	95	65	possible on both sides
44	95	65	possible on both sides
58	110	80	possible on both sides
70	110	80	possible on both sides
80	120	90	possible on both sides
90	120	90	possible on both sides

Available cones for the electrode fixture

cone	Ø d	h
1 : 10	9.8	39
1 : 10	12.0	39
1 : 10	12.7	39
1 : 10	15.5	39
1 : 10	15.75	39
1 : 10	17.75	50
1 : 10	19.0	50
MK 1	12.065	39
MK 2	17.781	50

Further cones available on request!

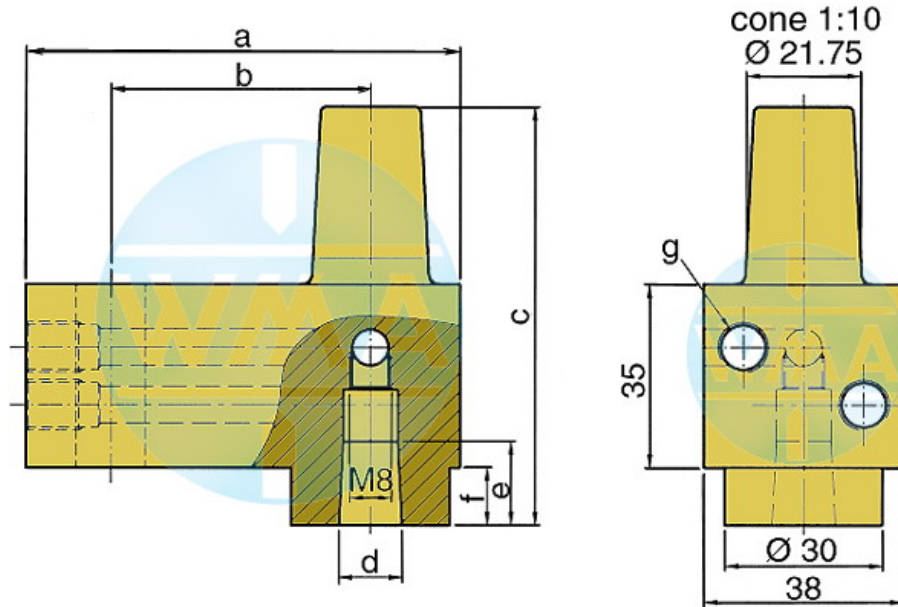


Welding cylinder

Lateral flange

Version: 2011-01

Electrode holder



This electrode holder is main used in welding machines with variable and fast-change electrode shafts.

a	b	c	d	e	f	g	Order-number	
82	49	80	1:10=12.00	16	16	11	M10 x 1 or R 1/8"	L60051080-000
82	49	80	MK1	16	16	11	M10 x 1 or R 1/8"	L60091080-000
82	49	80	1:10=15.75	20	20	11	M10 x 1 or R 1/8"	L60131080-001
82	49	80	1:10=18	20	20	11	M10 x 1 or R 1/8"	L60061080-000
82	49	80	MK2	20	20	11	M10 x 1 or R 1/8"	L60101080-000
82	49	90	1:10=21.75	31	31	21	M10 x 1 or R 1/8"	L60221080-000
82	49	90	MK3	31	31	21	M10 x 1 or R 1/8"	L60111080-000
97	64	90	1:10=21.75	31	31	21	M10 x 1 or R 1/8"	L60221090-000
97	64	90	MK3	31	31	21	M10 x 1 or R 1/8"	L60111090-000
107	74	90	1:10=21.75	31	31	21	M10 x 1 or R 1/8"	L60221090-001
107	74	90	MK3	31	31	21	M10 x 1 or R 1/8"	L60111090-001

We reserve the right to make changes which are in the interest of technical progress.

© by WMA Schmidt & Bittner GmbH, Baumwaide 23, D-74360 Ilsfeld-Auenstein, Tel. +49 7062 9066-0, Fax +49 7062 9066-20

info@wma-sb.de or wma-sb@t-online.de, <http://www.wma-sb.de>