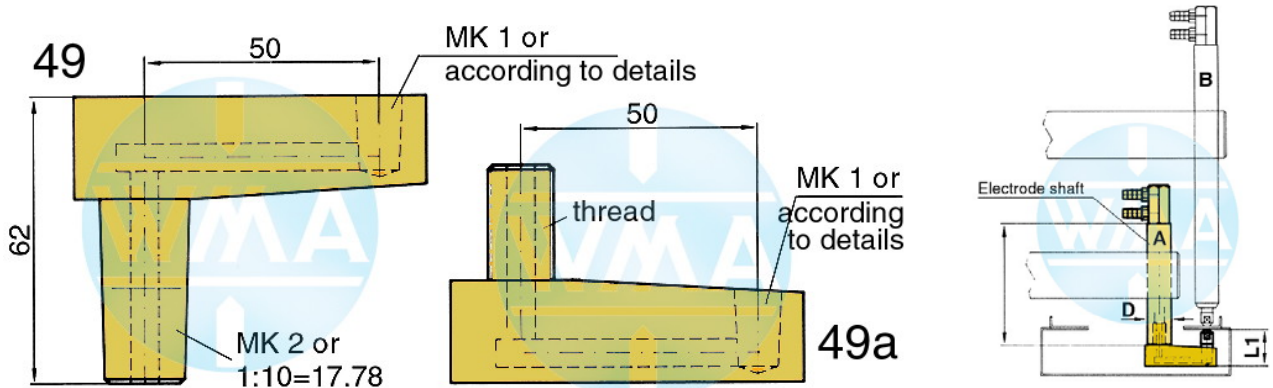




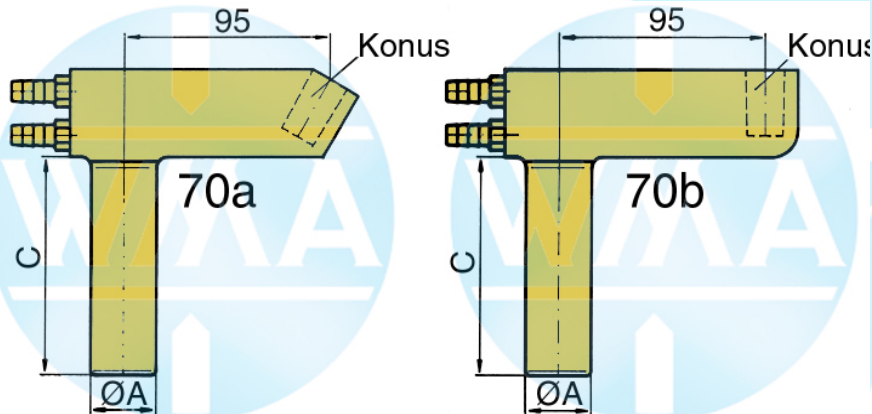
Electrode holder

Version: 01-2011



Please note!

- The electrode holder 49a will always supply with the special electrode shaft A (with water connection).
- In use of the electrode holder 49a pay attention to the necessary length of the electrode shafts A and B. Pay also attention to the space between electrode fixture and shaft.



MK 1 or 1:10 = 12
MK 2 or 1:10 = 17.78

new L71 (old 70a)

L72 (old 70b)

When ordering please provide:

- Number
- Cone or thread
- depth of throat (Standard 95 mm)
- Diameter A in mm
- C in mm (Standard 100 mm)

Order-number example: **L71** (old 70a) / Cone / depth of throat / Ø A / - / C /
L72 (old 70b) / Cone / depth of throat / Ø A / - / C /

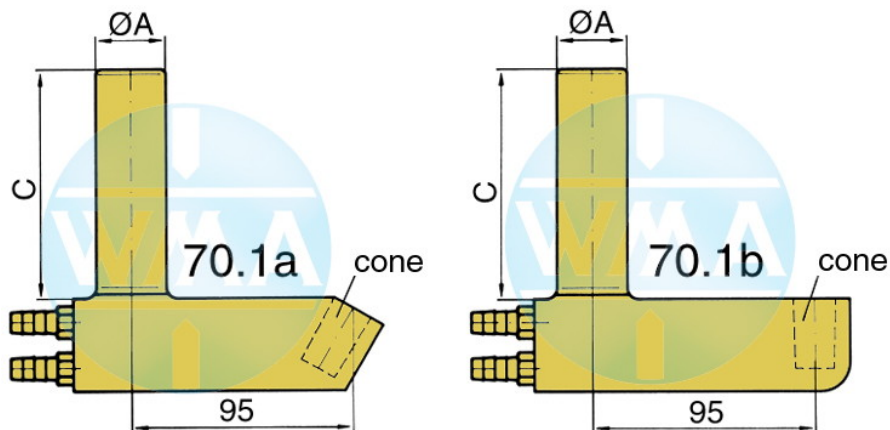
We reserve the right to make changes which are in the interest of technical progress.

© by WMA Schmidt & Bittner GmbH, Baumwaide 23, D-74360 Illfeld-Auenstein, Tel. +49 7062 9066-0, Fax +49 7062 9066-20
 info@wma-sb.de or wma-sb@t-online.de, http://www.wma-sb.de



Electrode holder

Version: 01-2011



MK 1 or 1:10 = 12

MK 2 or 1:10 = 17.78

new L73 (old 70.1a)

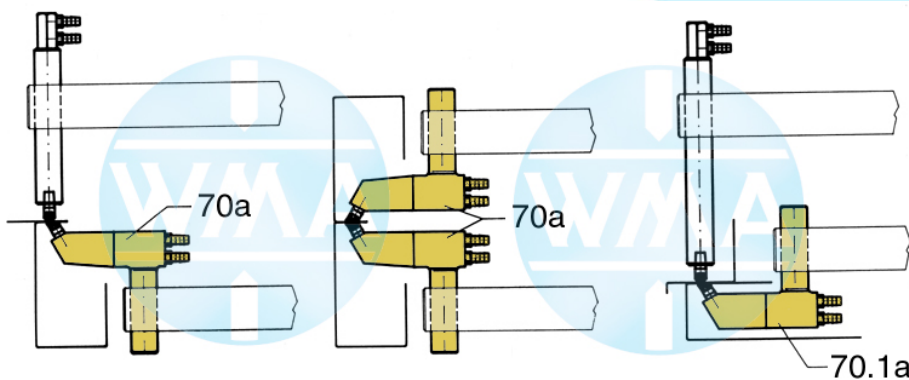
L74 (old 70.1b)

When ordering
please provide:

- Number
- Cone or thread
- depth of throat (Standard 95 mm)
- Diameter A in mm
- C in mm (Standard 100 mm)

Order-number example: **L73** (old 70.1a) / Cone / depth of throat / Ø A / - / C /
L74 (old 70.1b) / Cone / depth of throat / Ø A / - / C /

Examples for using model L71 (70a) and L73 (70.1a)



We reserve the right to make changes which are in the interest of technical progress.

© by WMA Schmidt & Bittner GmbH, Baumwaide 23, D-74360 Illfeld-Auenstein, Tel. +49 7062 9066-0, Fax +49 7062 9066-20
info@wma-sb.de or wma-sb@t-online.de, <http://www.wma-sb.de>

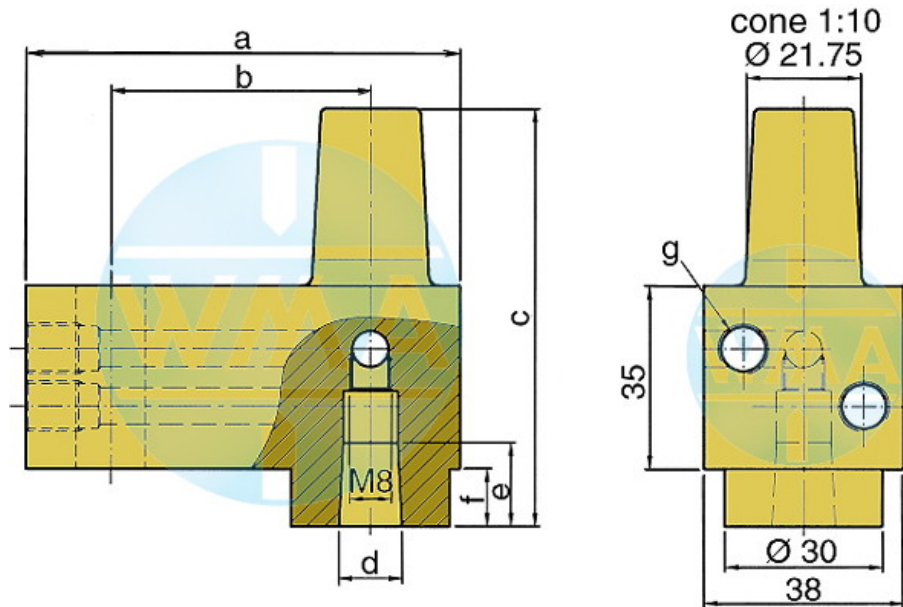
Electrode holder-2



Electrode holder

Version: 01-2011

Electrode holder for multi-spot machines



This electrode holder is main used in welding machines with variable and fast-change electrode shafts.

a	b	c	d	e	f	g	Order-number	
82	49	80	1:10=12.00	16	16	11	M10 x 1 or R 1/8"	L60051080-000
82	49	80	MK1	16	16	11	M10 x 1 or R 1/8"	L60091080-000
82	49	80	1:10=15.75	20	20	11	M10 x 1 or R 1/8"	L60131080-001
82	49	80	1:10=18	20	20	11	M10 x 1 or R 1/8"	L60061080-000
82	49	80	MK2	20	20	11	M10 x 1 or R 1/8"	L60101080-000
82	49	90	1:10=21.75	31	31	21	M10 x 1 or R 1/8"	L60221080-000
82	49	90	MK3	31	31	21	M10 x 1 or R 1/8"	L60111080-000
97	64	90	1:10=21.75	31	31	21	M10 x 1 or R 1/8"	L60221090-000
97	64	90	MK3	31	31	21	M10 x 1 or R 1/8"	L60111090-000
107	74	90	1:10=21.75	31	31	21	M10 x 1 or R 1/8"	L60221090-001
107	74	90	MK3	31	31	21	M10 x 1 or R 1/8"	L60111090-001

We reserve the right to make changes which are in the interest of technical progress.

© by WMA Schmidt & Bittner GmbH, Baumwaide 23, D-74360 Iilsfeld-Auenstein, Tel. +49 7062 9066-0, Fax +49 7062 9066-20

info@wma-sb.de or wma-sb@t-online.de, <http://www.wma-sb.de>

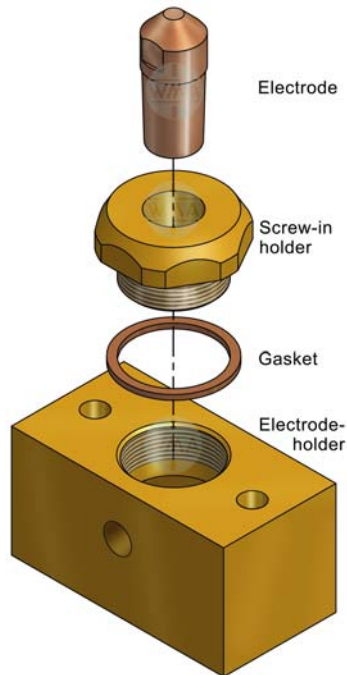
Electrode holder-3



Electrode holder

Version: 01-2011

Electrode platen adapter Type L45, water cooled



This electrode platen holder is composed of the following parts:

Electrode (see Chapter A-F: straight, bended, Ball or swinging electrodes, Electrode caps and holder, Special electrodes).

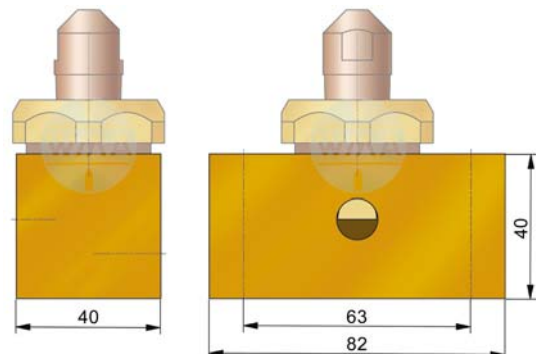
Screw-in holder (see Chapter H: Reducing pieces, Screw-in holder).

Gasket (see Chapter H: at Reducing pieces, Screw-in holder / Cu Gaskets).

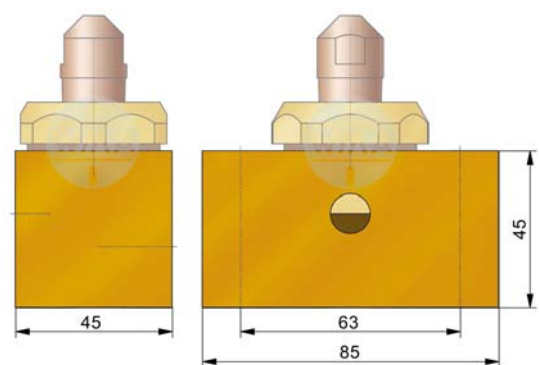
The right figures shows examples!

Electrode holder:

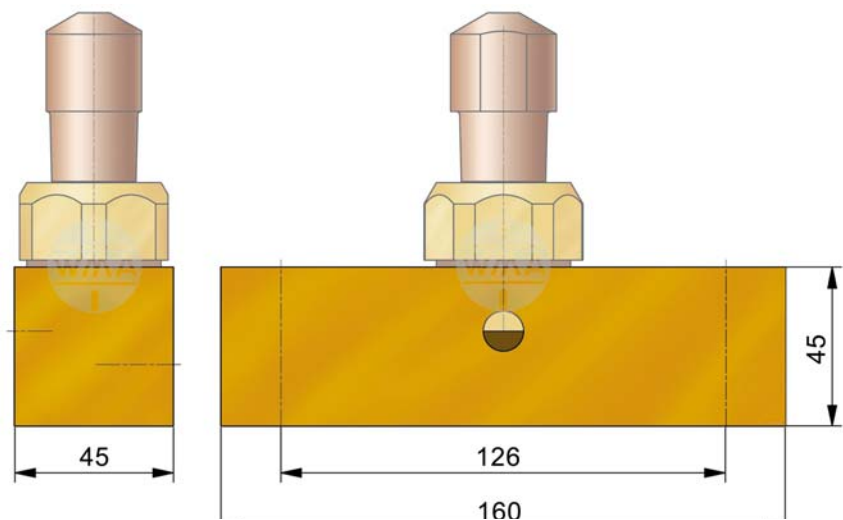
Order-Number: L450D1040-001



Order-Number: L450E1045-001



Order-Number: L450E1045-002



We reserve the right to make changes which are in the interest of technical progress.

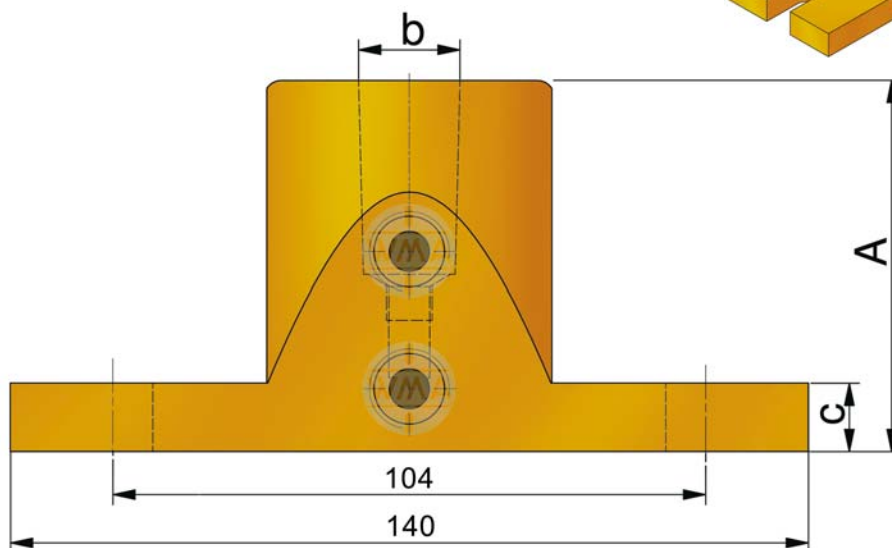

© by WMA Schmidt & Bittner GmbH, Baumwaide 23, D-74360 Illfeld-Auenstein, Tel. +49 7062 9066-0, Fax +49 7062 9066-20
info@wma-sb.de or wma-sb@t-online.de, <http://www.wma-sb.de>



Electrode holder

Version: 01-2011

Electrode platen adapter water cooled



Width = 60 mm

Also available with thread!

A	b	c	Order-number	
			brass	copper
65	MK 0 Ø 9.045	12	L65080065-000	L65080065-001
65	MK 1 Ø 12.065	12	L65090065-000	L65090065-001
65	MK 2 Ø 17.780	12	L65101065-000	L65101065-001
70	MK 3 Ø 23.820	15	L70110070-000	L70110070-001
70	MK 4 Ø 31.260	15	L70120070-000	L70120070-001
65	1:10 Ø 10.000	12	L65040065-000	L65040065-001
65	1:10 Ø 12.000	12	L65050065-000	L65050065-001
65	1:10 Ø 15.750	12	L65130065-000	L65130065-001
65	1:10 Ø 17.780	12	L65060065-000	L65060065-001
70	1:10 Ø 21.750	12	L70260070-000	L70260070-001

We reserve the right to make changes which are in the interest of technical progress.

© by WMA Schmidt & Bittner GmbH, Baumwaide 23, D-74360 Illfeld-Auenstein, Tel. +49 7062 9066-0, Fax +49 7062 9066-20
info@wma-sb.de or wma-sb@t-online.de, <http://www.wma-sb.de>

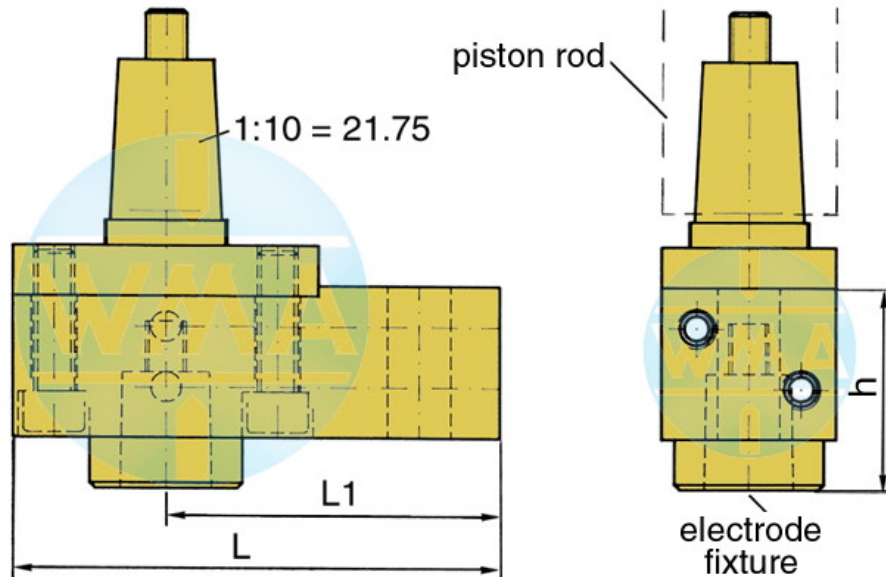
Electrode holder-5



Electrode holder

Version: 01-2011

for welding cylinders



Piston Ø	L	L1	Water connection
38	95	65	possible on both sides
44	95	65	possible on both sides
58	110	80	possible on both sides
70	110	80	possible on both sides
80	120	90	possible on both sides
90	120	90	possible on both sides

Available cones for the electrode fixture

cone	Ø d	h
1 : 10	9.8	39
1 : 10	12.0	39
1 : 10	12.7	39
1 : 10	15.5	39
1 : 10	15.75	39
1 : 10	17.75	50
1 : 10	19.0	50
MK 1	12.065	39
MK 2	17.781	50

Further cones available on request!



Electrode holder

Version: 01-2011

Vise electrode holder

for different uses in the wiring industry



We reserve the right to make changes which are in the interest of technical progress.

© by WMA Schmidt & Bittner GmbH, Baumwaide 23, D-74360 Illfeld-Auenstein, Tel. +49 7062 9066-0, Fax +49 7062 9066-20
info@wma-sb.de or wma-sb@t-online.de, <http://www.wma-sb.de>

Electrode holder-7




Electrode holder

Version: 01-2011



WMA Star electrode holder

quick change from the lower and upper electrode,
with direct water cooling



Examples:
quick change of different welding nut
electrodes with small setting-up time and
idleness time.

The pictures shows examples from the Star electrode holder in quadruple
head version and shaft.

General delivery without electrodes and screw-in holders!

We reserve the right to make changes which are in the interest of technical progress.

© by WMA Schmidt & Bittner GmbH, Baumwaide 23, D-74360 Illfeld-Auenstein, Tel. +49 7062 9066-0, Fax +49 7062 9066-20
info@wma-sb.de or wma-sb@t-online.de, <http://www.wma-sb.de>

Electrode holder-8



Electrode holder

Version: 01-2011



Please order the Star electrode holder as follows:

Shaft-version:

Choose the right head for your welding job:

quadruple-head or

eightfold-head




Order-number:
XQ7.400.244B000



Order-number:
XQ7.400.244B005

in version with shaft



When ordering please provide always:
the length **L1** and
the diameter **d1**
from the shaft.

The pictures shows examples from mounting of the Star electrode holder.
General delivery without electrodes and screw-in holders! (see chapter H).



Electrode holder

Version: 01-2011



Please order the Star electrode holder as follows:

Tubearm-version:

Choose the right head for your welding job:

quadruple-head or

eightfold-head




Order-number:
XQ7.400.244B003



Order-number:
XQ7.400.244B004

in version with tubearm



When ordering please provide
always:
the length **L1** and
the diameter **d1**
from the tubearm.

The pictures shows examples from mounting of the Star electrode holder.
General delivery without electrodes and screw-in holders! (see chapter H).

We reserve the right to make changes which are in the interest of technical progress.
© by WMA Schmidt & Bittner GmbH, Baumwaide 23, D-74360 Illfeld-Auenstein, Tel. +49 7062 9066-0, Fax +49 7062 9066-20
info@wma-sb.de or wma-sb@t-online.de, <http://www.wma-sb.de>

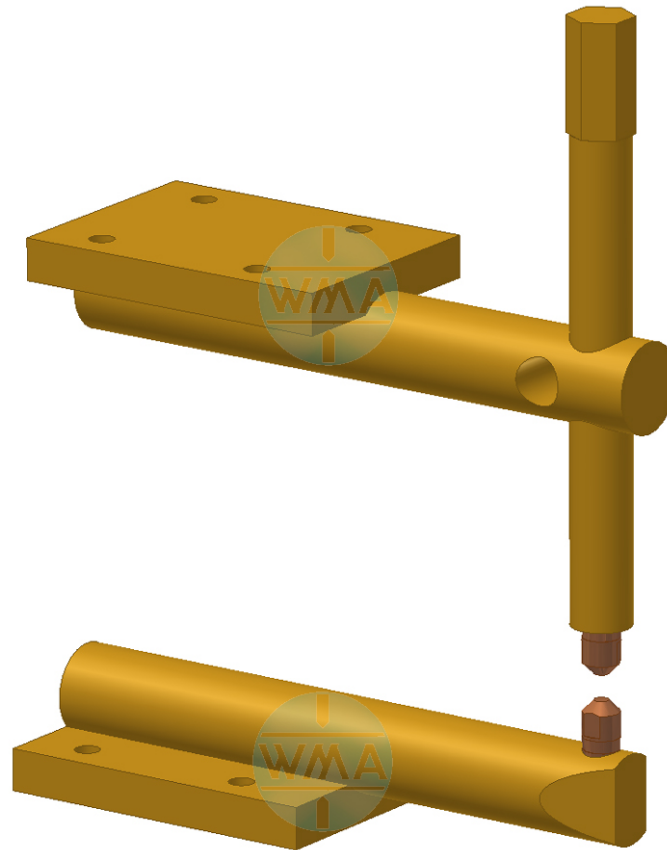
Electrode holder-10



Electrode holder

Version: 01-2011

Special electrode holder



Upper arm (Drwg-No. 1767)

Lower arm (Drwg-No. 1768-3-002)